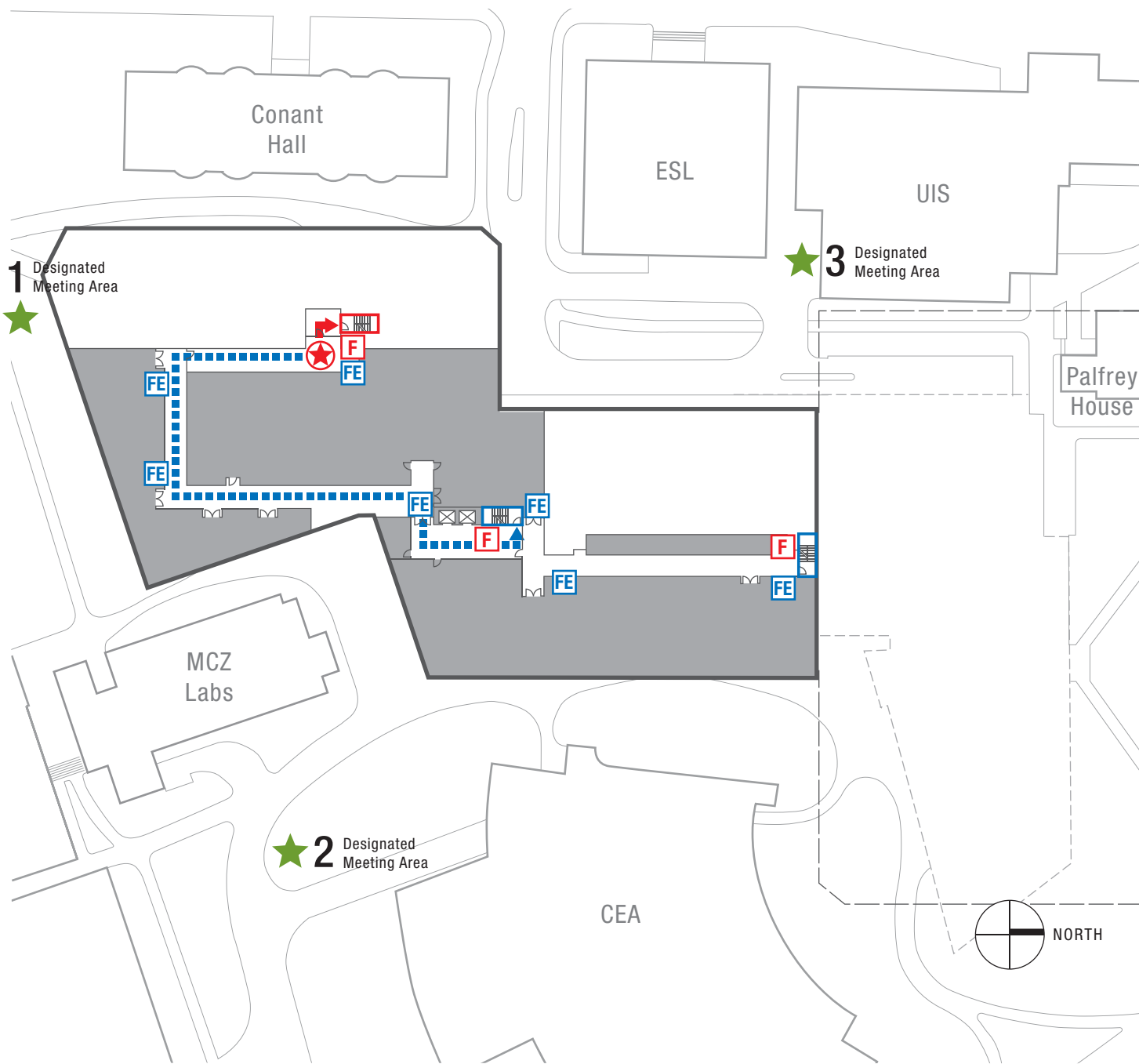


LEVEL B4

EMERGENCY EXIT ROUTES - NORTHWEST LAB



	YOU ARE HERE
	MANUAL PULL STATION
	FIRE EXTINGUISHER
	PRIMARY EXIT ROUTE
	SECONDARY EXIT ROUTE
	DESIGNATED MEETING LOCATION
City Of Cambridge	
POLICE, FIRE, MEDICAL	911
HARVARD UNIVERSITY POLICE	617 495-1212

Evacuation Procedures

IF YOU FIND FIRE OR SMOKE:

Immediately exit the building via the primary exit route and pull the nearest fire alarm pull station. Exit the building via the ground floor discharge. Do not use the elevator.

Once outside, proceed to your designated meeting site and await further instructions from building management and/or the Cambridge fire Department.

IF YOU HEAR THE FIRE ALARM:

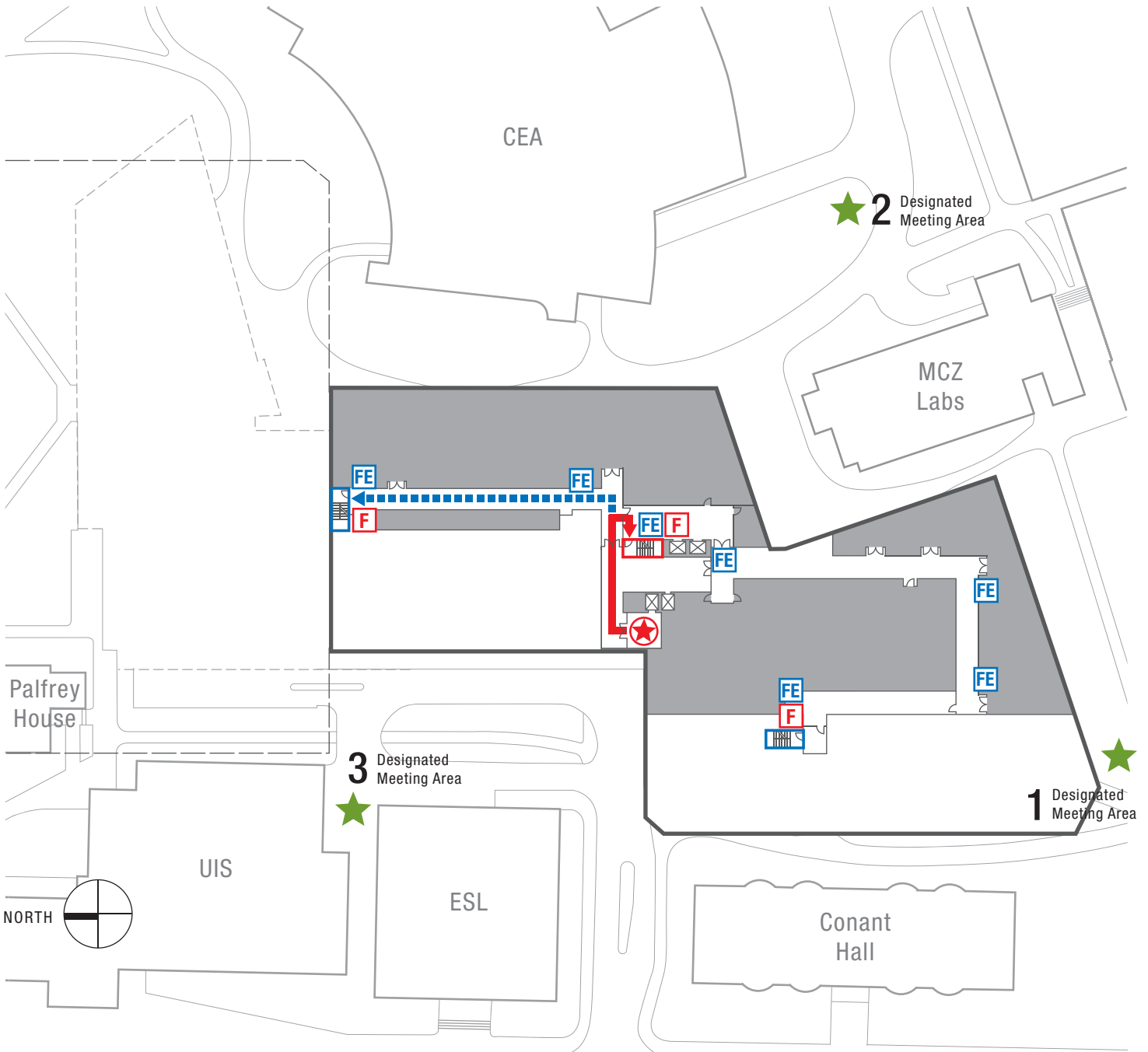
Feel the door to your room. If it is warm, stay in your room. Put a wet towel or blanket under your door to keep smoke out and call 9-1-1 to report your location.

If the door is not warm, open the door slowly and proceed along your primary exit path. Exit the building via the designated stairways and ground floor discharge. Do not use the elevator.

Once outside, proceed to your designated meeting site and await further instructions from building management and/or Cambridge Fire Department.

LEVEL B4

EMERGENCY EXIT ROUTES - NORTHWEST LAB



	YOU ARE HERE
	MANUAL PULL STATION
	FIRE EXTINGUISHER
	PRIMARY EXIT ROUTE
	SECONDARY EXIT ROUTE
	DESIGNATED MEETING LOCATION
City Of Cambridge	
POLICE, FIRE, MEDICAL	911
HARVARD UNIVERSITY POLICE	617 495-1212

Evacuation Procedures

IF YOU FIND FIRE OR SMOKE:

Immediately exit the building via the primary exit route and pull the nearest fire alarm pull station. Exit the building via the ground floor discharge. Do not use the elevator.

Once outside, proceed to your designated meeting site and await further instructions from building management and/or the Cambridge fire Department.

IF YOU HEAR THE FIRE ALARM:

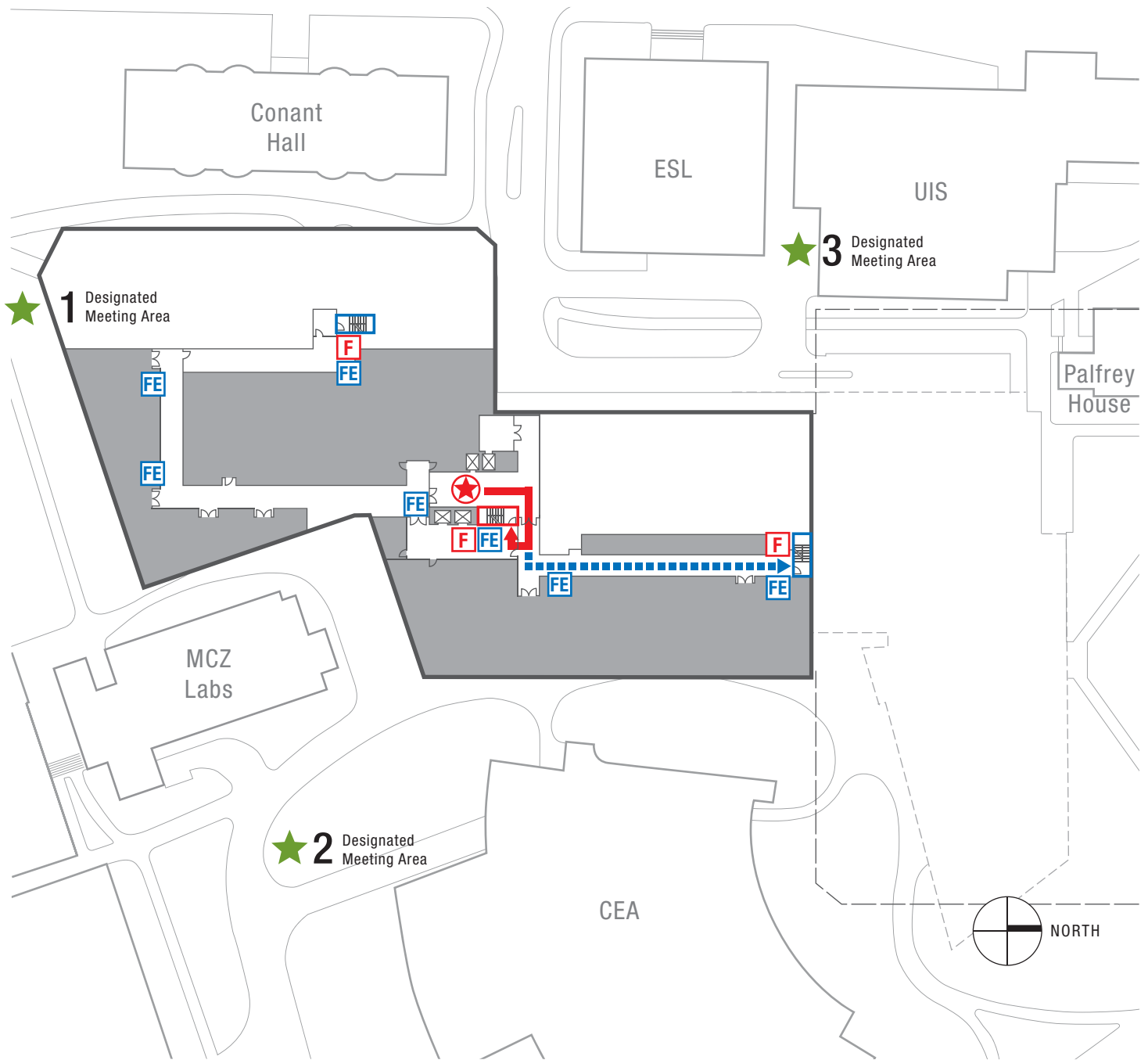
Feel the door to your room. If it is warm, stay in your room. Put a wet towel or blanket under your door to keep smoke out and call 9-1-1 to report your location.

If the door is not warm, open the door slowly and proceed along your primary exit path. Exit the building via the designated stairways and ground floor discharge. Do not use the elevator.

Once outside, proceed to your designated meeting site and await further instructions from building management and/or Cambridge Fire Department.

LEVEL B4

EMERGENCY EXIT ROUTES - NORTHWEST LAB



	YOU ARE HERE
	MANUAL PULL STATION
	FIRE EXTINGUISHER
	PRIMARY EXIT ROUTE
	SECONDARY EXIT ROUTE
	DESIGNATED MEETING LOCATION
City Of Cambridge	
POLICE, FIRE, MEDICAL	911
HARVARD UNIVERSITY POLICE	617 495-1212

Evacuation Procedures

IF YOU FIND FIRE OR SMOKE:

Immediately exit the building via the primary exit route and pull the nearest fire alarm pull station. Exit the building via the ground floor discharge. Do not use the elevator.

Once outside, proceed to your designated meeting site and await further instructions from building management and/or the Cambridge fire Department.

IF YOU HEAR THE FIRE ALARM:

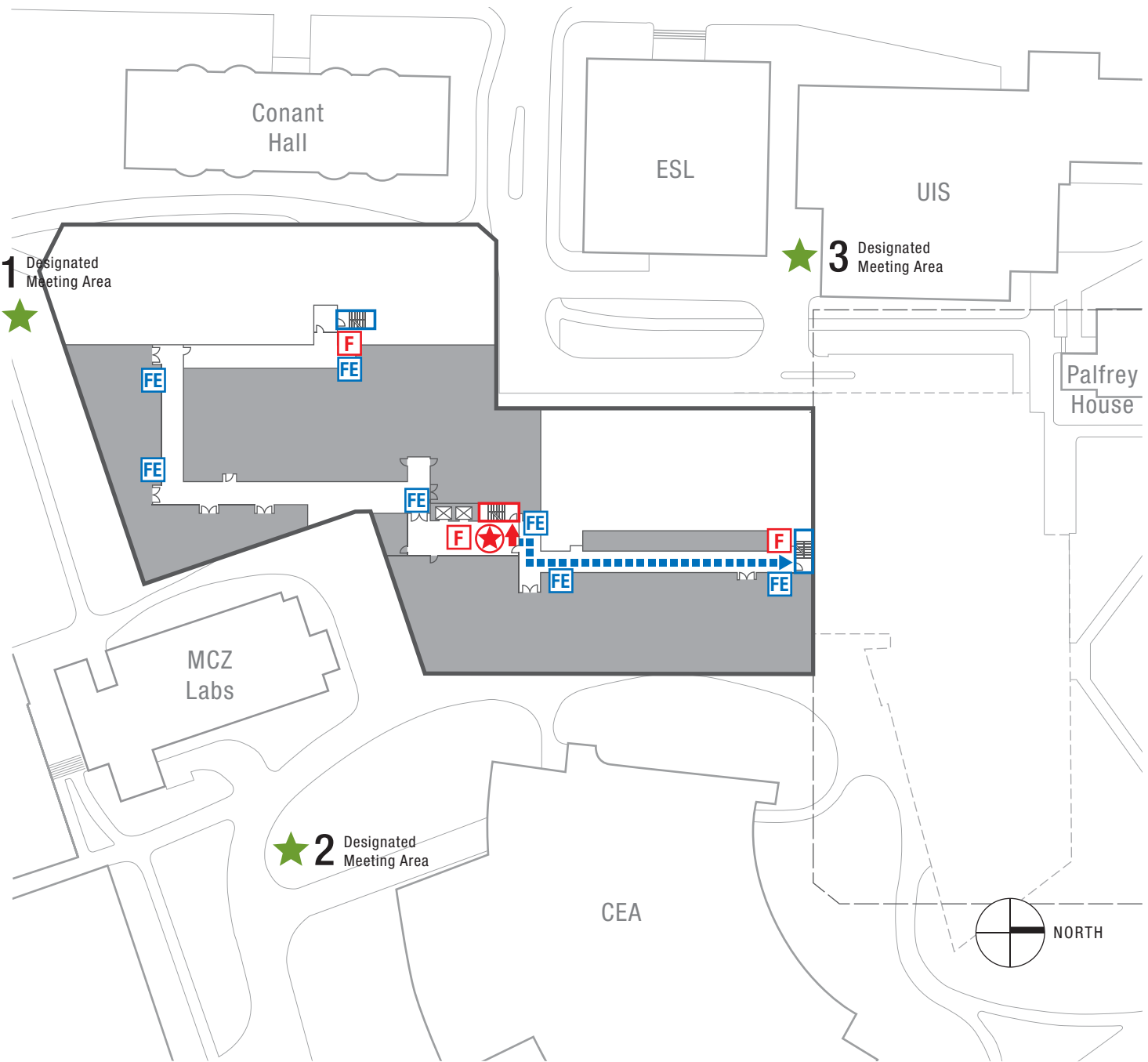
Feel the door to your room. If it is warm, stay in your room. Put a wet towel or blanket under your door to keep smoke out and call 9-1-1 to report your location.

If the door is not warm, open the door slowly and proceed along your primary exit path. Exit the building via the designated stairways and ground floor discharge. Do not use the elevator.

Once outside, proceed to your designated meeting site and await further instructions from building management and/or Cambridge Fire Department.

LEVEL B4

EMERGENCY EXIT ROUTES - NORTHWEST LAB



	YOU ARE HERE
	MANUAL PULL STATION
	FIRE EXTINGUISHER
	PRIMARY EXIT ROUTE
	SECONDARY EXIT ROUTE
	DESIGNATED MEETING LOCATION

City Of Cambridge
 POLICE, FIRE, MEDICAL **911**
 HARVARD UNIVERSITY POLICE 617 495-1212

Evacuation Procedures

IF YOU FIND FIRE OR SMOKE:

Immediately exit the building via the primary exit route and pull the nearest fire alarm pull station. Exit the building via the ground floor discharge. Do not use the elevator.

Once outside, proceed to your designated meeting site and await further instructions from building management and/or the Cambridge fire Department.

IF YOU HEAR THE FIRE ALARM:

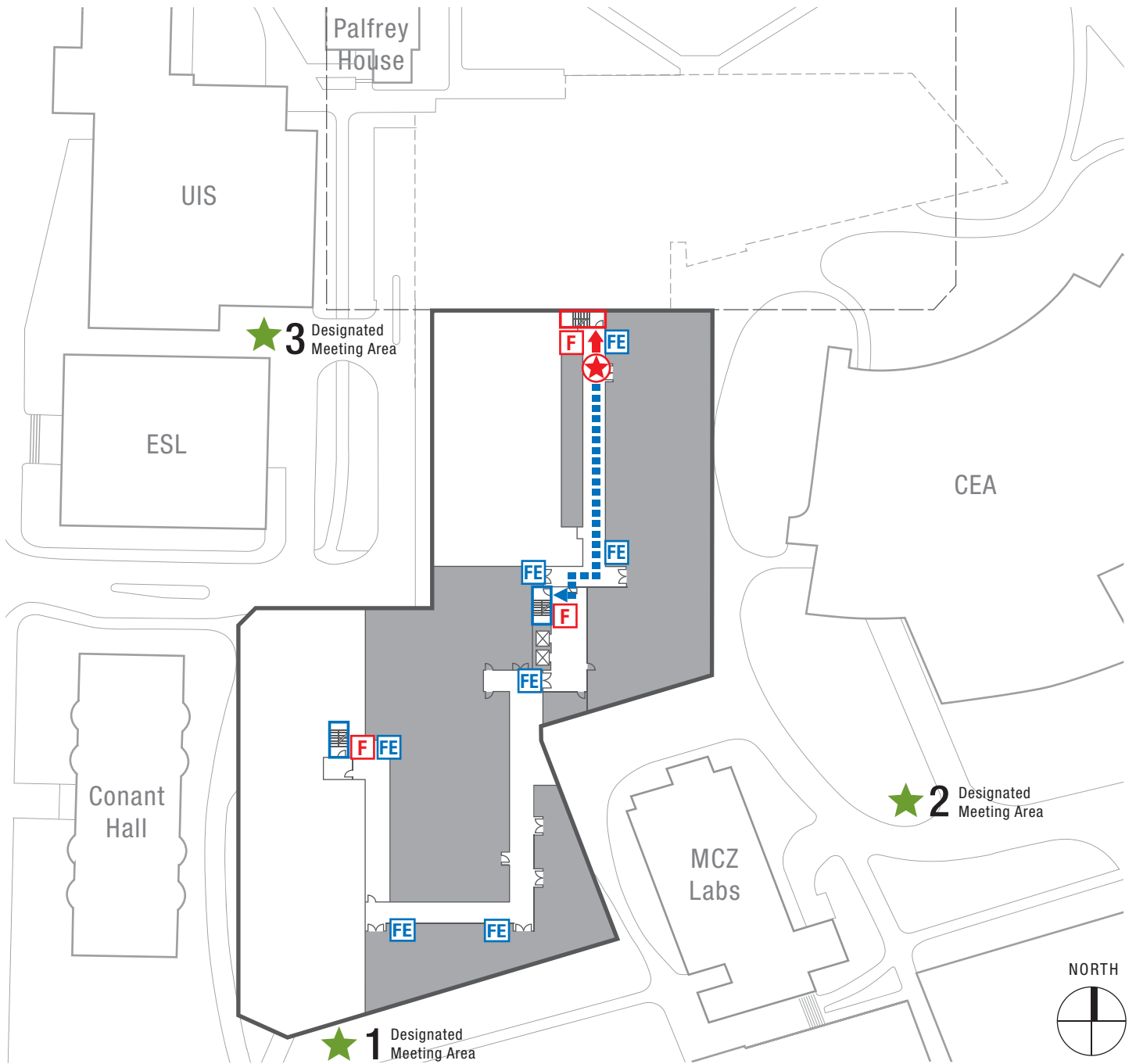
Feel the door to your room. If it is warm, stay in your room. Put a wet towel or blanket under your door to keep smoke out and call 9-1-1 to report your location.

If the door is not warm, open the door slowly and proceed along your primary exit path. Exit the building via the designated stairways and ground floor discharge. Do not use the elevator.

Once outside, proceed to your designated meeting site and await further instructions from building management and/or Cambridge Fire Department.

LEVEL B4

EMERGENCY EXIT ROUTES - NORTHWEST LAB



	YOU ARE HERE
	MANUAL PULL STATION
	FIRE EXTINGUISHER
	PRIMARY EXIT ROUTE
	SECONDARY EXIT ROUTE
	DESIGNATED MEETING LOCATION

City Of Cambridge
 POLICE, FIRE, MEDICAL **911**
 HARVARD UNIVERSITY POLICE 617 495-1212

Evacuation Procedures

IF YOU FIND FIRE OR SMOKE:

Immediately exit the building via the primary exit route and pull the nearest fire alarm pull station. Exit the building via the ground floor discharge. Do not use the elevator.

Once outside, proceed to your designated meeting site and await further instructions from building management and/or the Cambridge fire Department.

IF YOU HEAR THE FIRE ALARM:

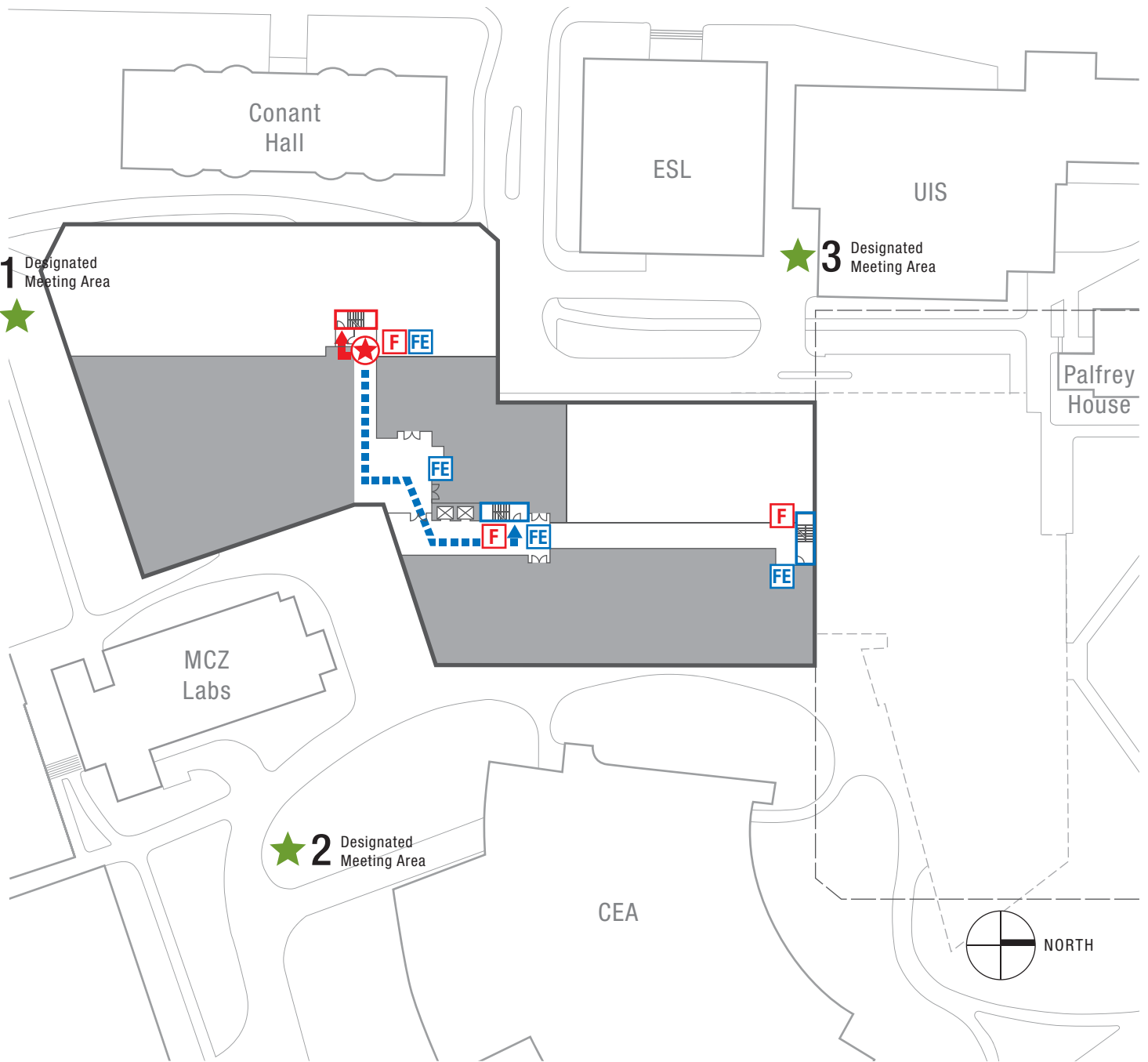
Feel the door to your room. If it is warm, stay in your room. Put a wet towel or blanket under your door to keep smoke out and call 9-1-1 to report your location.

If the door is not warm, open the door slowly and proceed along your primary exit path. Exit the building via the designated stairways and ground floor discharge. Do not use the elevator.

Once outside, proceed to your designated meeting site and await further instructions from building management and/or Cambridge Fire Department.

LEVEL B3

EMERGENCY EXIT ROUTES - NORTHWEST LAB



	YOU ARE HERE
	MANUAL PULL STATION
	FIRE EXTINGUISHER
	PRIMARY EXIT ROUTE
	SECONDARY EXIT ROUTE
	DESIGNATED MEETING LOCATION
City Of Cambridge	
POLICE, FIRE, MEDICAL	911
HARVARD UNIVERSITY POLICE	617 495-1212

Evacuation Procedures

IF YOU FIND FIRE OR SMOKE:

Immediately exit the building via the primary exit route and pull the nearest fire alarm pull station. Exit the building via the ground floor discharge. Do not use the elevator.

Once outside, proceed to your designated meeting site and await further instructions from building management and/or the Cambridge fire Department.

IF YOU HEAR THE FIRE ALARM:

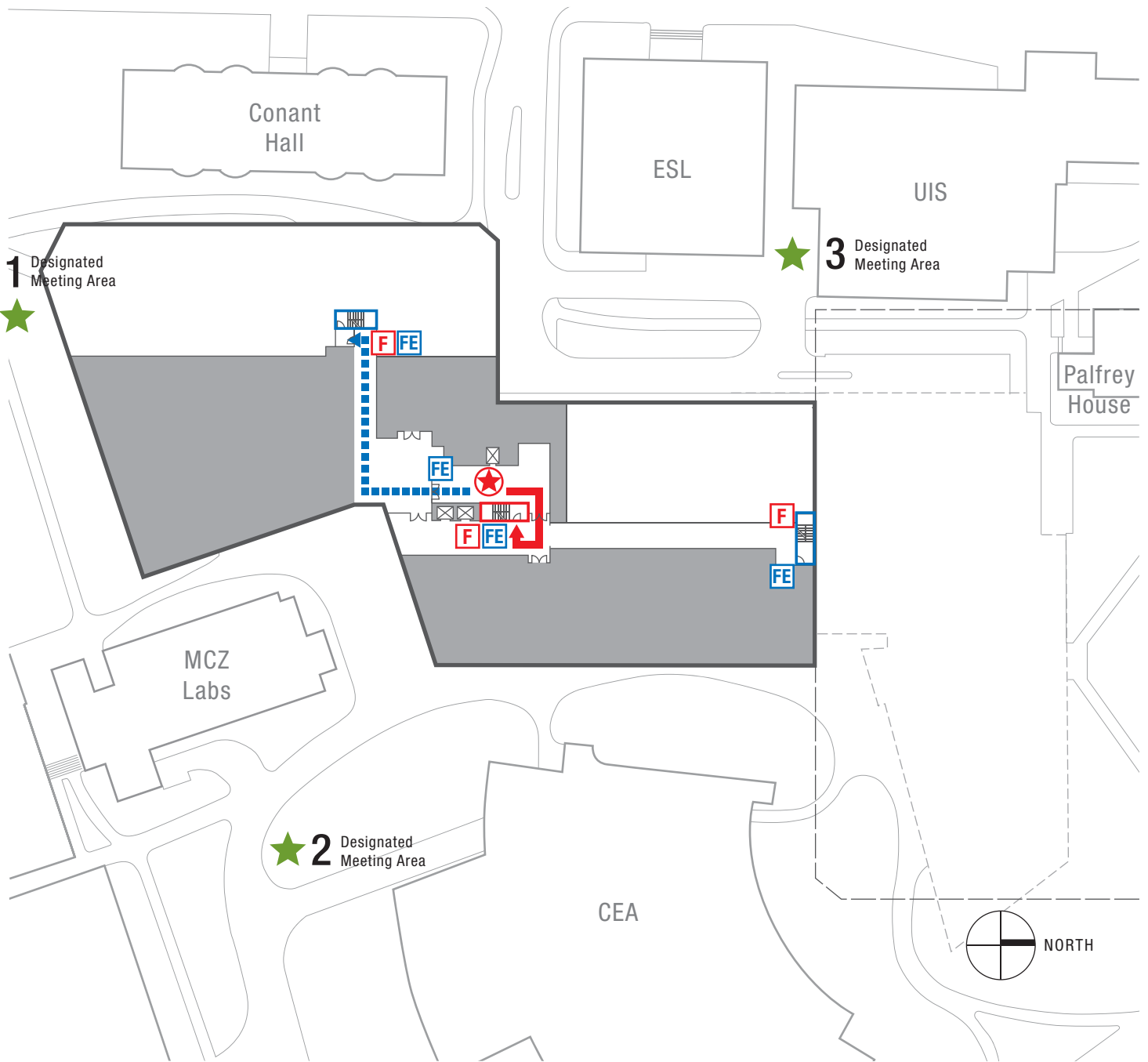
Feel the door to your room. If it is warm, stay in your room. Put a wet towel or blanket under your door to keep smoke out and call 9-1-1 to report your location.

If the door is not warm, open the door slowly and proceed along your primary exit path. Exit the building via the designated stairways and ground floor discharge. Do not use the elevator.

Once outside, proceed to your designated meeting site and await further instructions from building management and/or Cambridge Fire Department.

LEVEL B3

EMERGENCY EXIT ROUTES - NORTHWEST LAB



	YOU ARE HERE
	MANUAL PULL STATION
	FIRE EXTINGUISHER
	PRIMARY EXIT ROUTE
	SECONDARY EXIT ROUTE
	DESIGNATED MEETING LOCATION
City Of Cambridge	
POLICE, FIRE, MEDICAL	911
HARVARD UNIVERSITY POLICE	617 495-1212

Evacuation Procedures

IF YOU FIND FIRE OR SMOKE:

Immediately exit the building via the primary exit route and pull the nearest fire alarm pull station. Exit the building via the ground floor discharge. Do not use the elevator.

Once outside, proceed to your designated meeting site and await further instructions from building management and/or the Cambridge fire Department.

IF YOU HEAR THE FIRE ALARM:

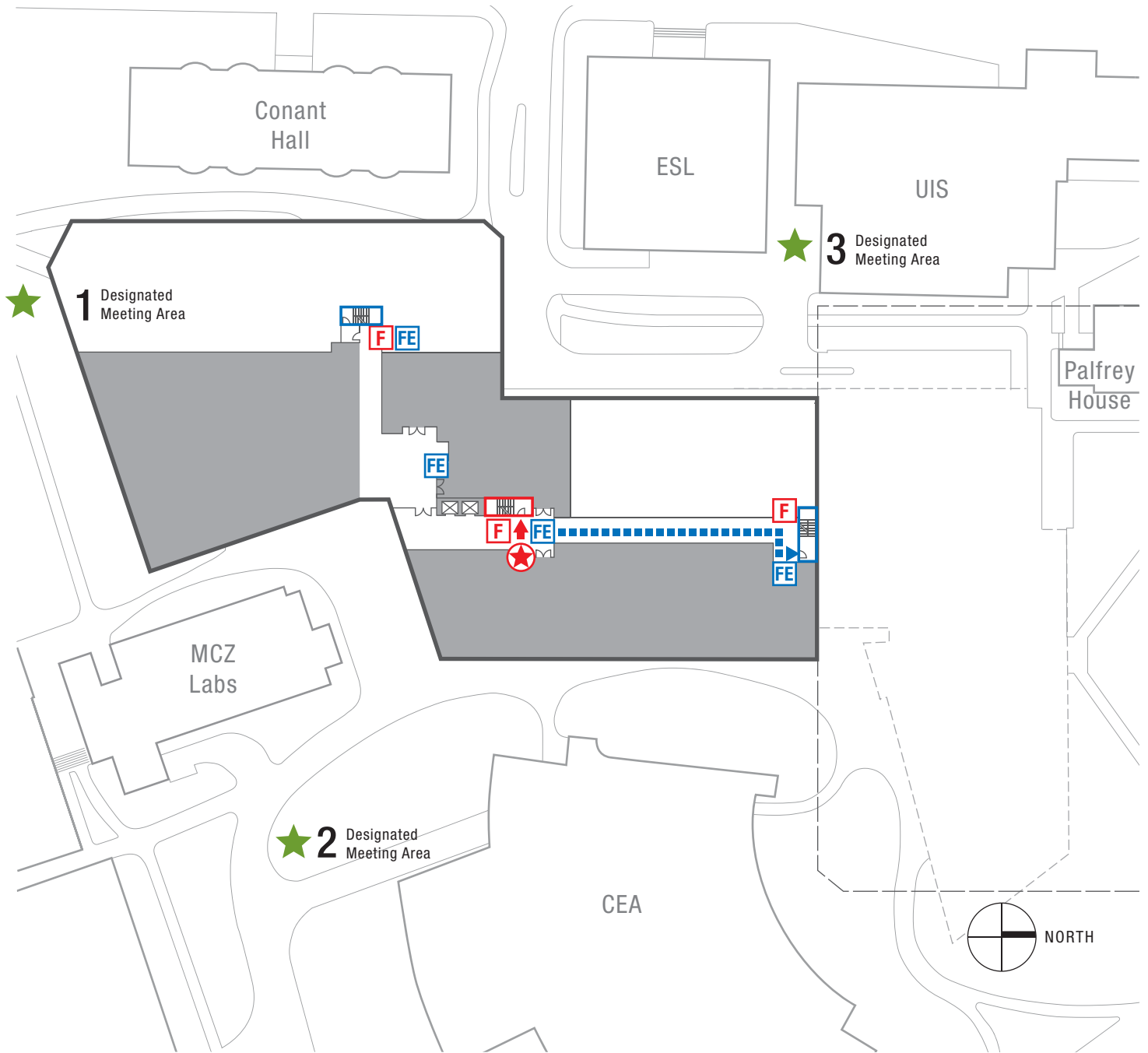
Feel the door to your room. If it is warm, stay in your room. Put a wet towel or blanket under your door to keep smoke out and call 9-1-1 to report your location.

If the door is not warm, open the door slowly and proceed along your primary exit path. Exit the building via the designated stairways and ground floor discharge. Do not use the elevator.

Once outside, proceed to your designated meeting site and await further instructions from building management and/or Cambridge Fire Department.

LEVEL B3

EMERGENCY EXIT ROUTES - NORTHWEST LAB



	YOU ARE HERE
	MANUAL PULL STATION
	FIRE EXTINGUISHER
	PRIMARY EXIT ROUTE
	SECONDARY EXIT ROUTE
	DESIGNATED MEETING LOCATION
City Of Cambridge	
POLICE, FIRE, MEDICAL	911
HARVARD UNIVERSITY POLICE	617 495-1212

Evacuation Procedures

IF YOU FIND FIRE OR SMOKE:

Immediately exit the building via the primary exit route and pull the nearest fire alarm pull station. Exit the building via the ground floor discharge. Do not use the elevator.

Once outside, proceed to your designated meeting site and await further instructions from building management and/or the Cambridge fire Department.

IF YOU HEAR THE FIRE ALARM:

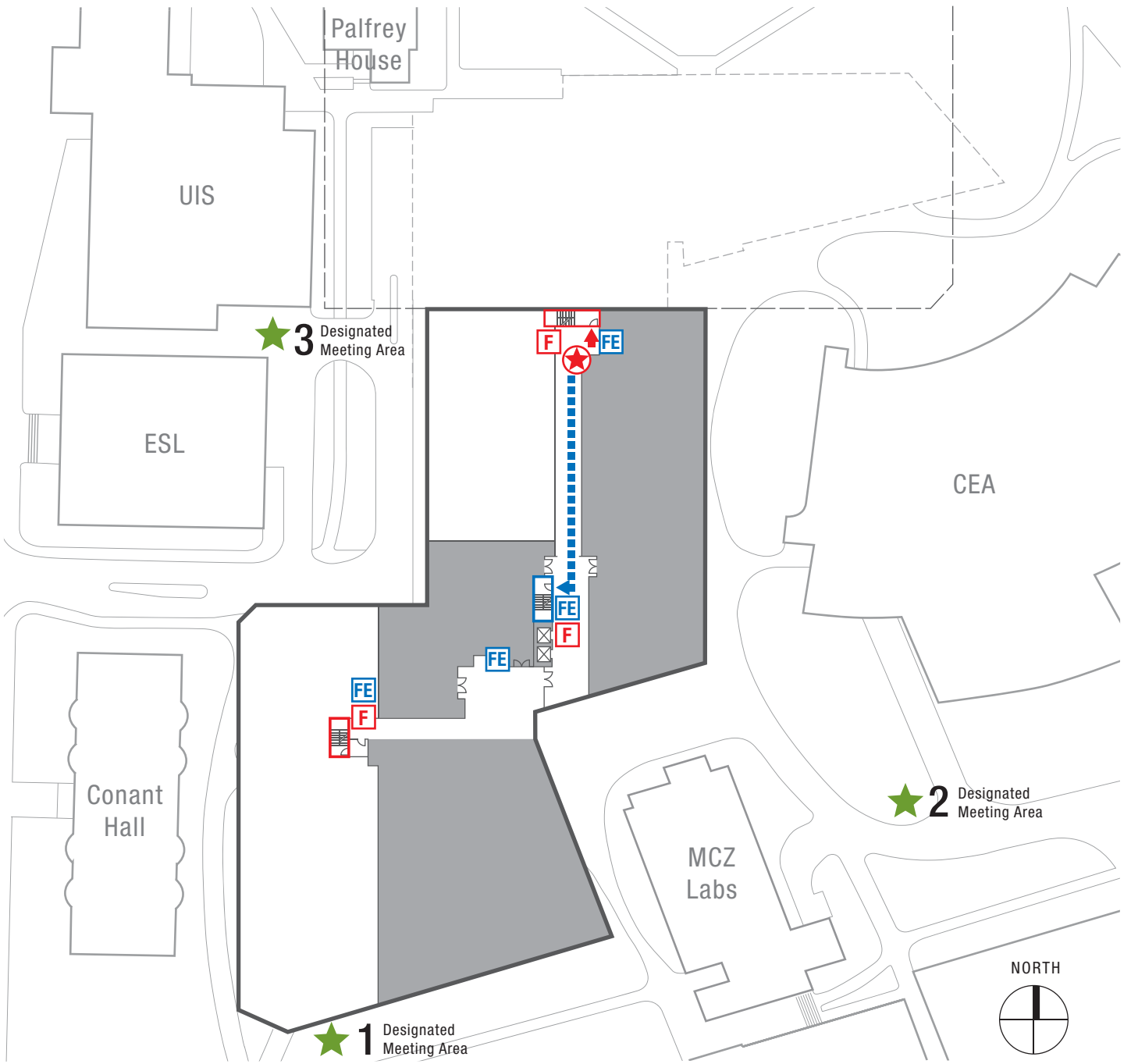
Feel the door to your room. If it is warm, stay in your room. Put a wet towel or blanket under your door to keep smoke out and call 9-1-1 to report your location.







If the door is not warm, open the door slowly and proceed along your primary exit path. Exit the building via the designated stairways and ground floor discharge. Do not use the elevator.

Once outside, proceed to your designated meeting site and await further instructions from building management and/or Cambridge Fire Department.

LEVEL B3

EMERGENCY EXIT ROUTES - NORTHWEST LAB



-  YOU ARE HERE
-  MANUAL PULL STATION
-  FIRE EXTINGUISHER
-  PRIMARY EXIT ROUTE
-  SECONDARY EXIT ROUTE
-  DESIGNATED MEETING LOCATION

City Of Cambridge
 POLICE, FIRE, MEDICAL **911**
 HARVARD UNIVERSITY POLICE 617 495-1212

Evacuation Procedures

IF YOU FIND FIRE OR SMOKE:

Immediately exit the building via the primary exit route and pull the nearest fire alarm pull station. Exit the building via the ground floor discharge. Do not use the elevator.

Once outside, proceed to your designated meeting site and await further instructions from building management and/or the Cambridge fire Department.

IF YOU HEAR THE FIRE ALARM:

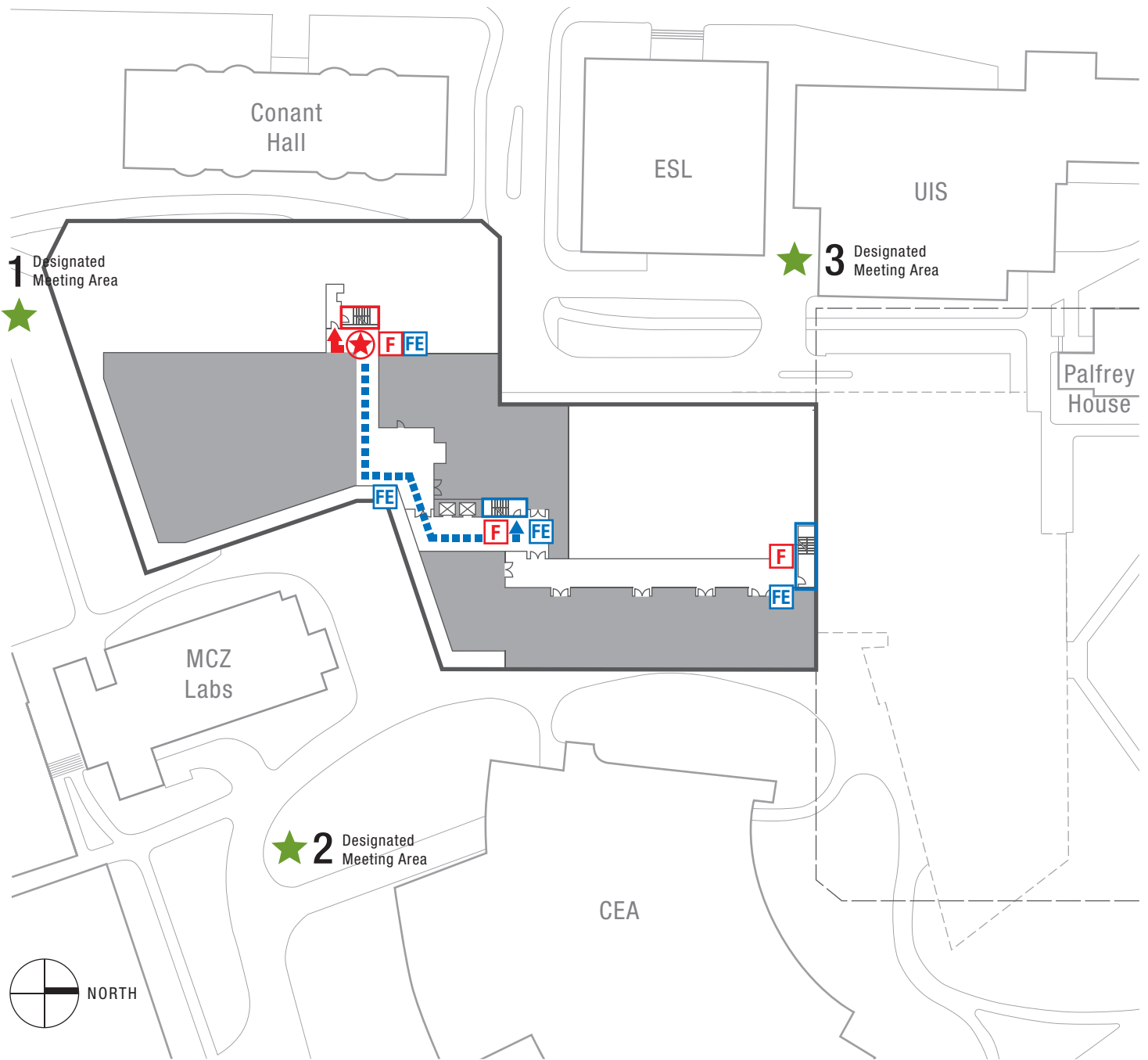
Feel the door to your room. If it is warm, stay in your room. Put a wet towel or blanket under your door to keep smoke out and call 9-1-1 to report your location.

If the door is not warm, open the door slowly and proceed along your primary exit path. Exit the building via the designated stairways and ground floor discharge. Do not use the elevator.

Once outside, proceed to your designated meeting site and await further instructions from building management and/or Cambridge Fire Department.

LEVEL B2

EMERGENCY EXIT ROUTES - NORTHWEST LAB



	YOU ARE HERE
	MANUAL PULL STATION
	FIRE EXTINGUISHER
	PRIMARY EXIT ROUTE
	SECONDARY EXIT ROUTE
	DESIGNATED MEETING LOCATION
City Of Cambridge	
POLICE, FIRE, MEDICAL	911
HARVARD UNIVERSITY POLICE	617 495-1212

Evacuation Procedures

IF YOU FIND FIRE OR SMOKE:

Immediately exit the building via the primary exit route and pull the nearest fire alarm pull station. Exit the building via the ground floor discharge. Do not use the elevator.

Once outside, proceed to your designated meeting site and await further instructions from building management and/or the Cambridge fire Department.

IF YOU HEAR THE FIRE ALARM:

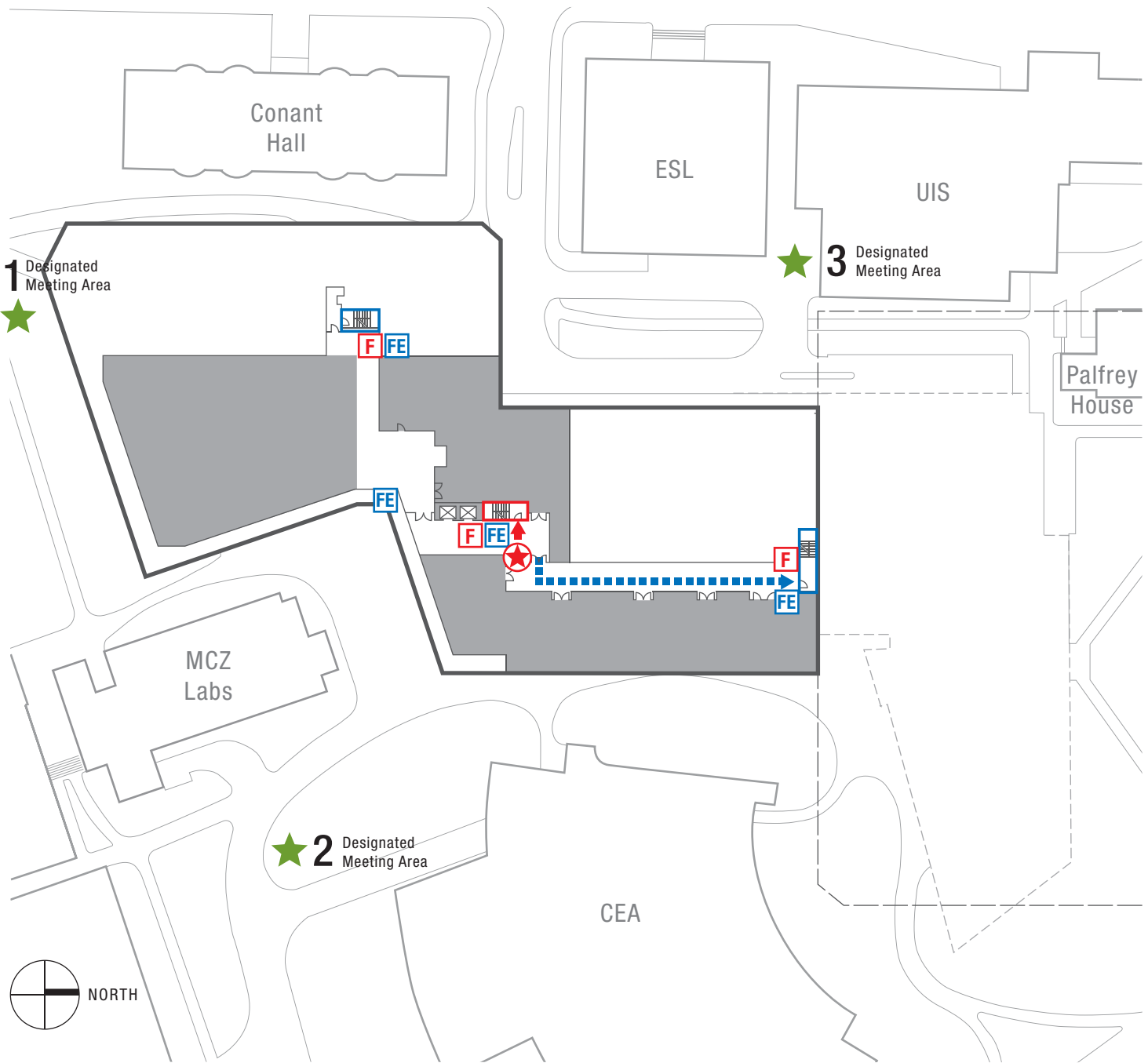
Feel the door to your room. If it is warm, stay in your room. Put a wet towel or blanket under your door to keep smoke out and call 9-1-1 to report your location.

If the door is not warm, open the door slowly and proceed along your primary exit path. Exit the building via the designated stairways and ground floor discharge. Do not use the elevator.

Once outside, proceed to your designated meeting site and await further instructions from building management and/or Cambridge Fire Department.

LEVEL B2

EMERGENCY EXIT ROUTES - NORTHWEST LAB



	YOU ARE HERE
	MANUAL PULL STATION
	FIRE EXTINGUISHER
	PRIMARY EXIT ROUTE
	SECONDARY EXIT ROUTE
	DESIGNATED MEETING LOCATION
City Of Cambridge	
POLICE, FIRE, MEDICAL	911
HARVARD UNIVERSITY POLICE	617 495-1212

Evacuation Procedures

IF YOU FIND FIRE OR SMOKE:

Immediately exit the building via the primary exit route and pull the nearest fire alarm pull station. Exit the building via the ground floor discharge. Do not use the elevator.

Once outside, proceed to your designated meeting site and await further instructions from building management and/or the Cambridge fire Department.

IF YOU HEAR THE FIRE ALARM:

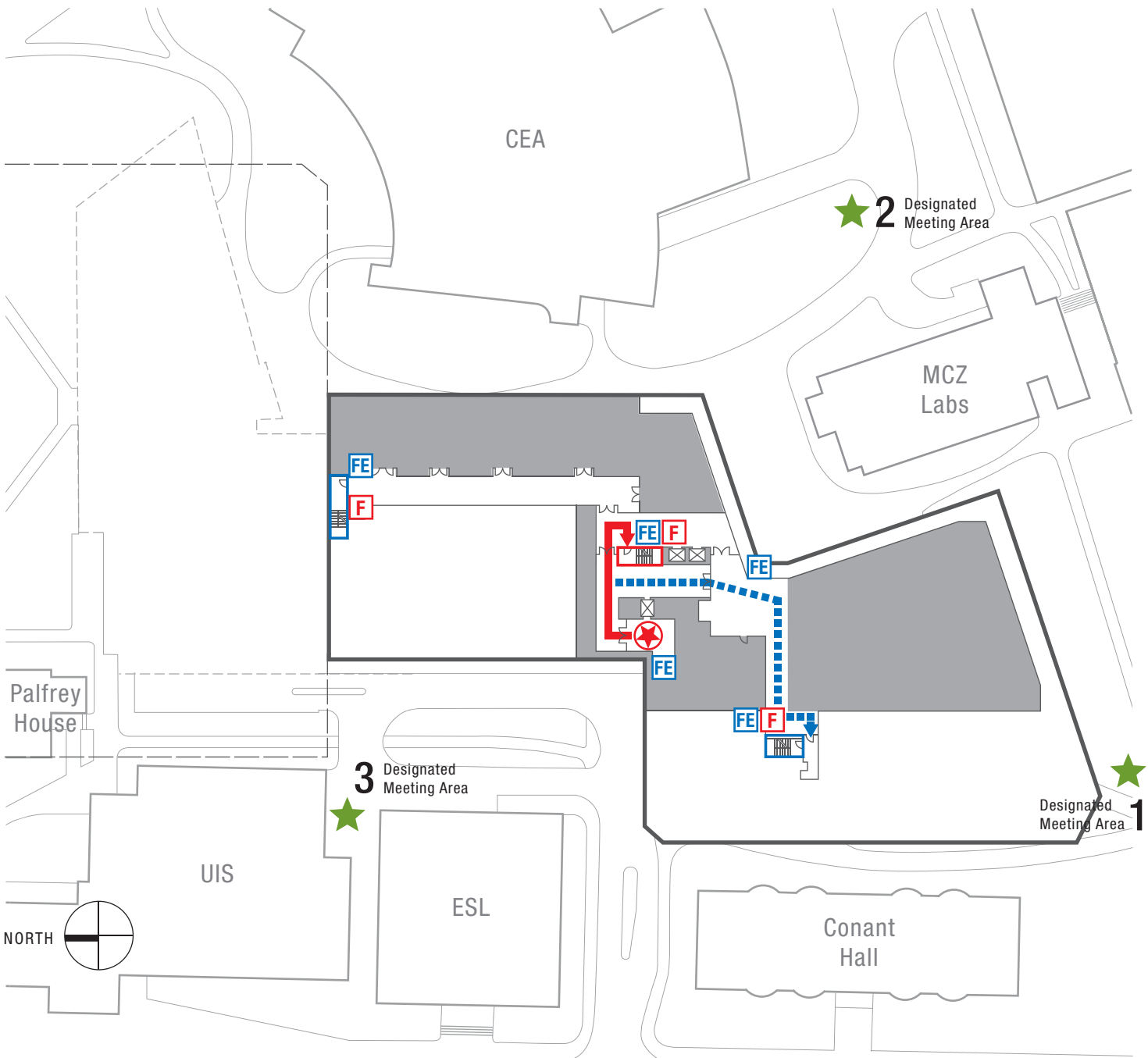
Feel the door to your room. If it is warm, stay in your room. Put a wet towel or blanket under your door to keep smoke out and call 9-1-1 to report your location.

If the door is not warm, open the door slowly and proceed along your primary exit path. Exit the building via the designated stairways and ground floor discharge. Do not use the elevator.

Once outside, proceed to your designated meeting site and await further instructions from building management and/or Cambridge Fire Department.

LEVEL B2

EMERGENCY EXIT ROUTES - NORTHWEST LAB



	YOU ARE HERE
	MANUAL PULL STATION
	FIRE EXTINGUISHER
	PRIMARY EXIT ROUTE
	SECONDARY EXIT ROUTE
	DESIGNATED MEETING LOCATION
City Of Cambridge	
POLICE, FIRE, MEDICAL	911
HARVARD UNIVERSITY POLICE	617 495-1212

Evacuation Procedures

IF YOU FIND FIRE OR SMOKE:

Immediately exit the building via the primary exit route and pull the nearest fire alarm pull station. Exit the building via the ground floor discharge. Do not use the elevator.

Once outside, proceed to your designated meeting site and await further instructions from building management and/or the Cambridge fire Department.

IF YOU HEAR THE FIRE ALARM:

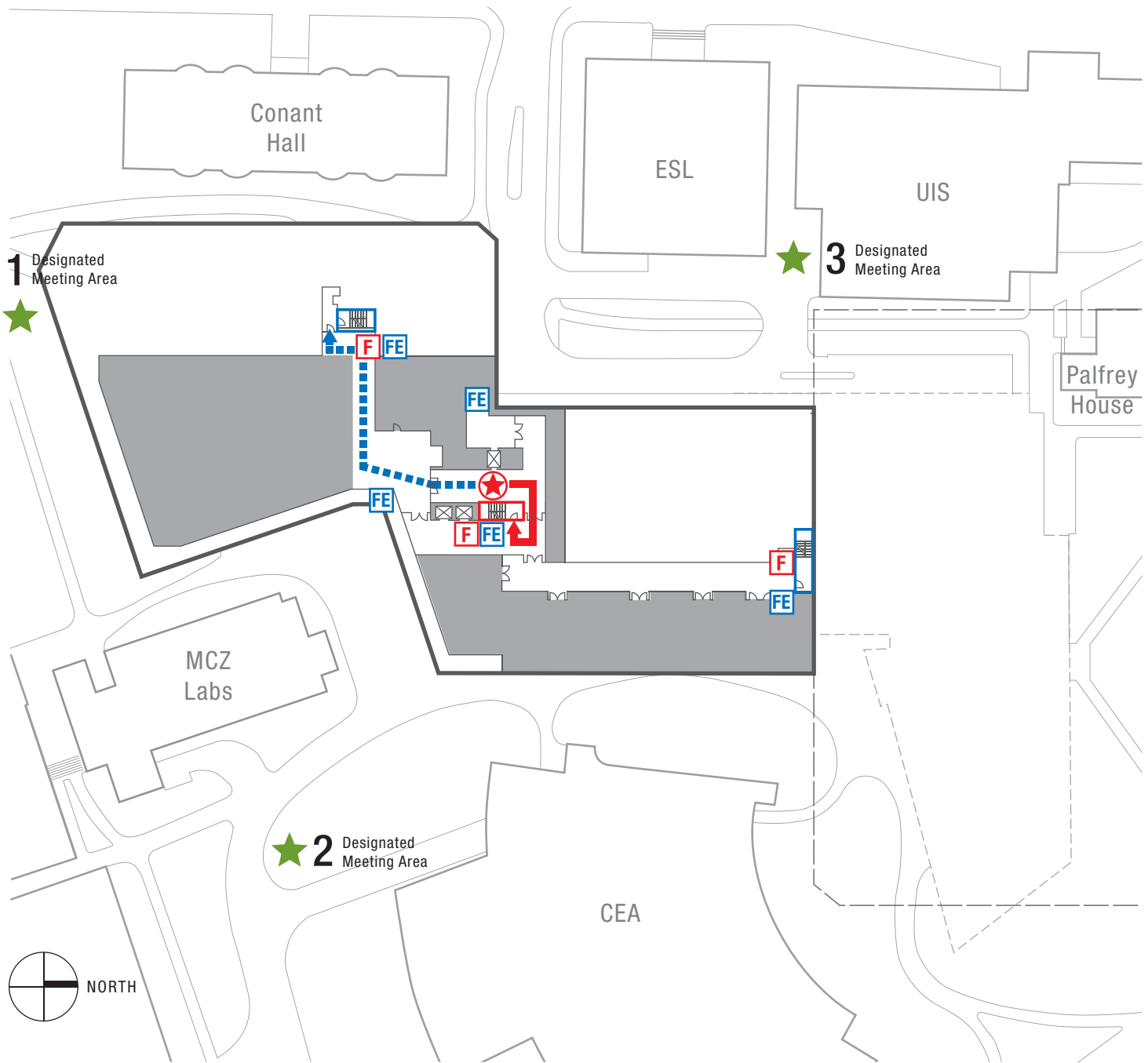
Feel the door to your room. If it is warm, stay in your room. Put a wet towel or blanket under your door to keep smoke out and call 9-1-1 to report your location.

If the door is not warm, open the door slowly and proceed along your primary exit path. Exit the building via the designated stairways and ground floor discharge. Do not use the elevator.

Once outside, proceed to your designated meeting site and await further instructions from building management and/or Cambridge Fire Department.

LEVEL B2

EMERGENCY EXIT ROUTES - NORTHWEST LAB



	YOU ARE HERE
	MANUAL PULL STATION
	FIRE EXTINGUISHER
	PRIMARY EXIT ROUTE
	SECONDARY EXIT ROUTE
	DESIGNATED MEETING LOCATION
City Of Cambridge	
POLICE, FIRE, MEDICAL	911
HARVARD UNIVERSITY POLICE	617 495-1212

Evacuation Procedures

IF YOU FIND FIRE OR SMOKE:

Immediately exit the building via the primary exit route and pull the nearest fire alarm pull station. Exit the building via the ground floor discharge. Do not use the elevator.

Once outside, proceed to your designated meeting site and await further instructions from building management and/or the Cambridge fire Department.

IF YOU HEAR THE FIRE ALARM:

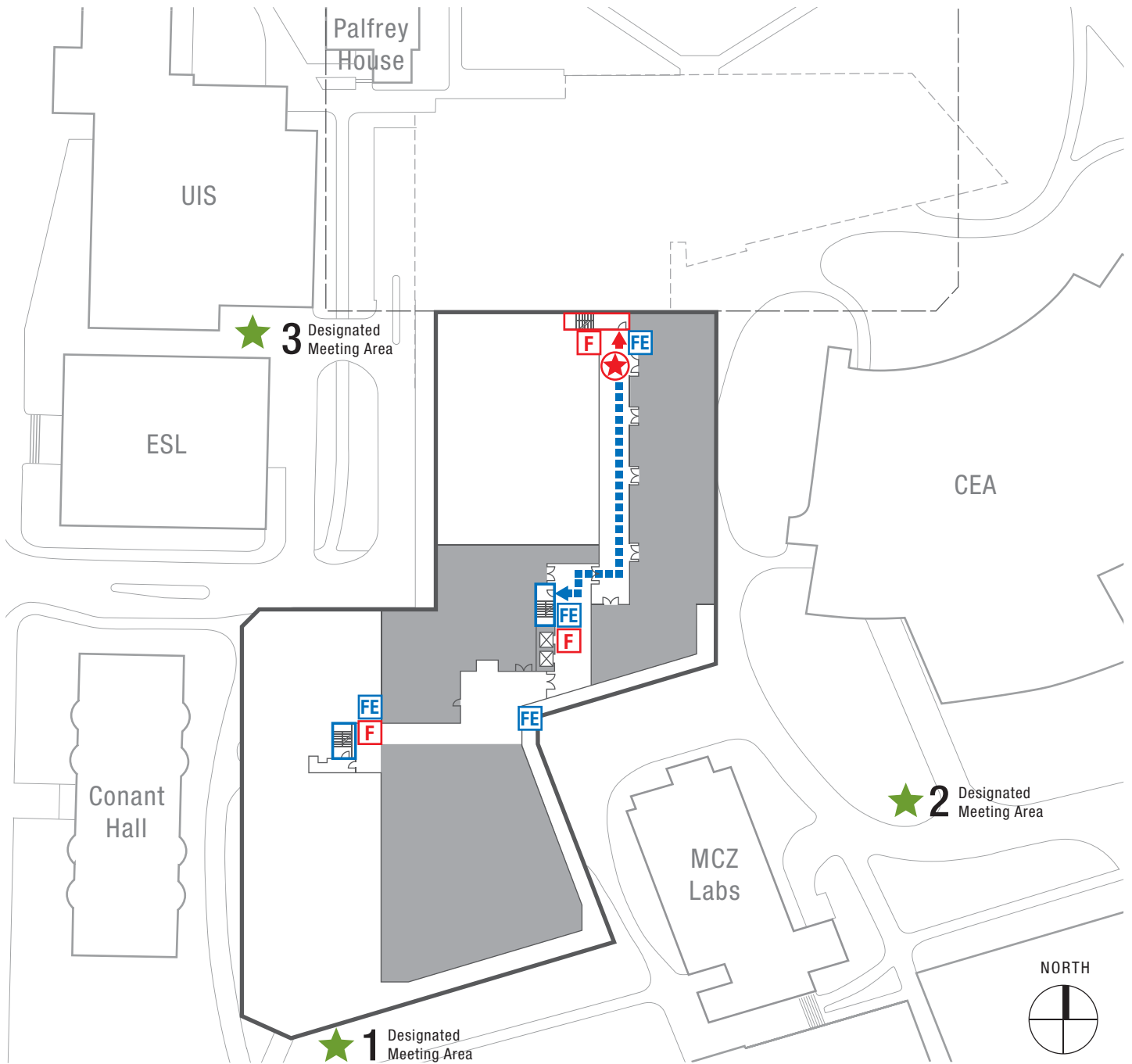
Feel the door to your room. If it is warm, stay in your room. Put a wet towel or blanket under your door to keep smoke out and call 9-1-1 to report your location.







If the door is not warm, open the door slowly and proceed along your primary exit path. Exit the building via the designated stairways and ground floor discharge. Do not use the elevator.

Once outside, proceed to your designated meeting site and await further instructions from building management and/or Cambridge Fire Department.

LEVEL B2

EMERGENCY EXIT ROUTES - NORTHWEST LAB



-  YOU ARE HERE
-  MANUAL PULL STATION
-  FIRE EXTINGUISHER
-  PRIMARY EXIT ROUTE
-  SECONDARY EXIT ROUTE
-  DESIGNATED MEETING LOCATION

City Of Cambridge
 POLICE, FIRE, MEDICAL **911**
 HARVARD UNIVERSITY POLICE 617 495-1212

Evacuation Procedures

IF YOU FIND FIRE OR SMOKE:

Immediately exit the building via the primary exit route and pull the nearest fire alarm pull station. Exit the building via the ground floor discharge. Do not use the elevator.

Once outside, proceed to your designated meeting site and await further instructions from building management and/or the Cambridge fire Department.

IF YOU HEAR THE FIRE ALARM:

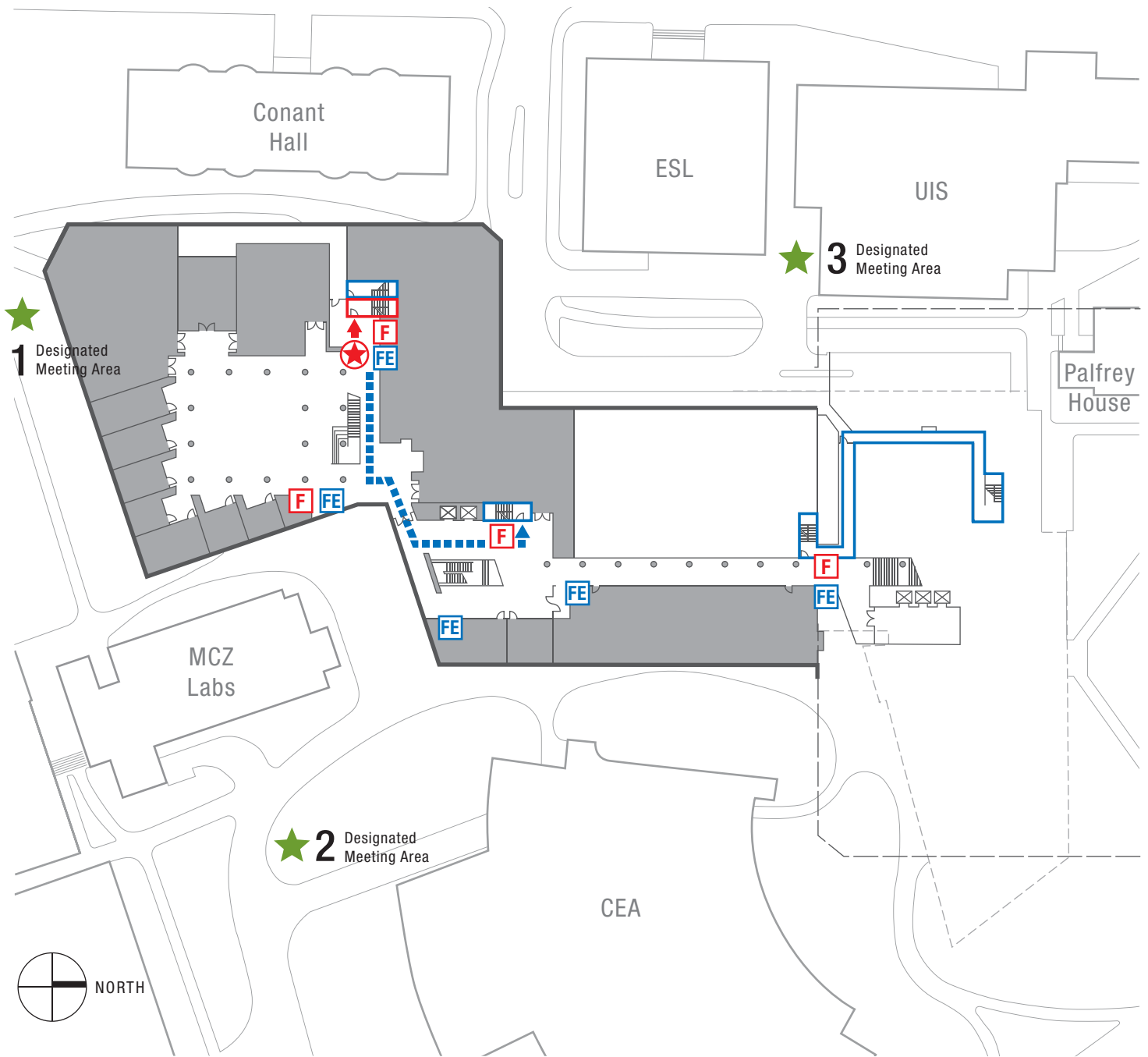
Feel the door to your room. If it is warm, stay in your room. Put a wet towel or blanket under your door to keep smoke out and call 9-1-1 to report your location.

If the door is not warm, open the door slowly and proceed along your primary exit path. Exit the building via the designated stairways and ground floor discharge. Do not use the elevator.

Once outside, proceed to your designated meeting site and await further instructions from building management and/or Cambridge Fire Department.

LEVEL B1

EMERGENCY EXIT ROUTES - NORTHWEST LAB



	YOU ARE HERE
	MANUAL PULL STATION
	FIRE EXTINGUISHER
	PRIMARY EXIT ROUTE
	SECONDARY EXIT ROUTE
	DESIGNATED MEETING LOCATION
City Of Cambridge	
POLICE, FIRE, MEDICAL	911
HARVARD UNIVERSITY POLICE	617 495-1212

Evacuation Procedures

IF YOU FIND FIRE OR SMOKE:

Immediately exit the building via the primary exit route and pull the nearest fire alarm pull station. Exit the building via the ground floor discharge. Do not use the elevator.

Once outside, proceed to your designated meeting site and await further instructions from building management and/or the Cambridge fire Department.

IF YOU HEAR THE FIRE ALARM:

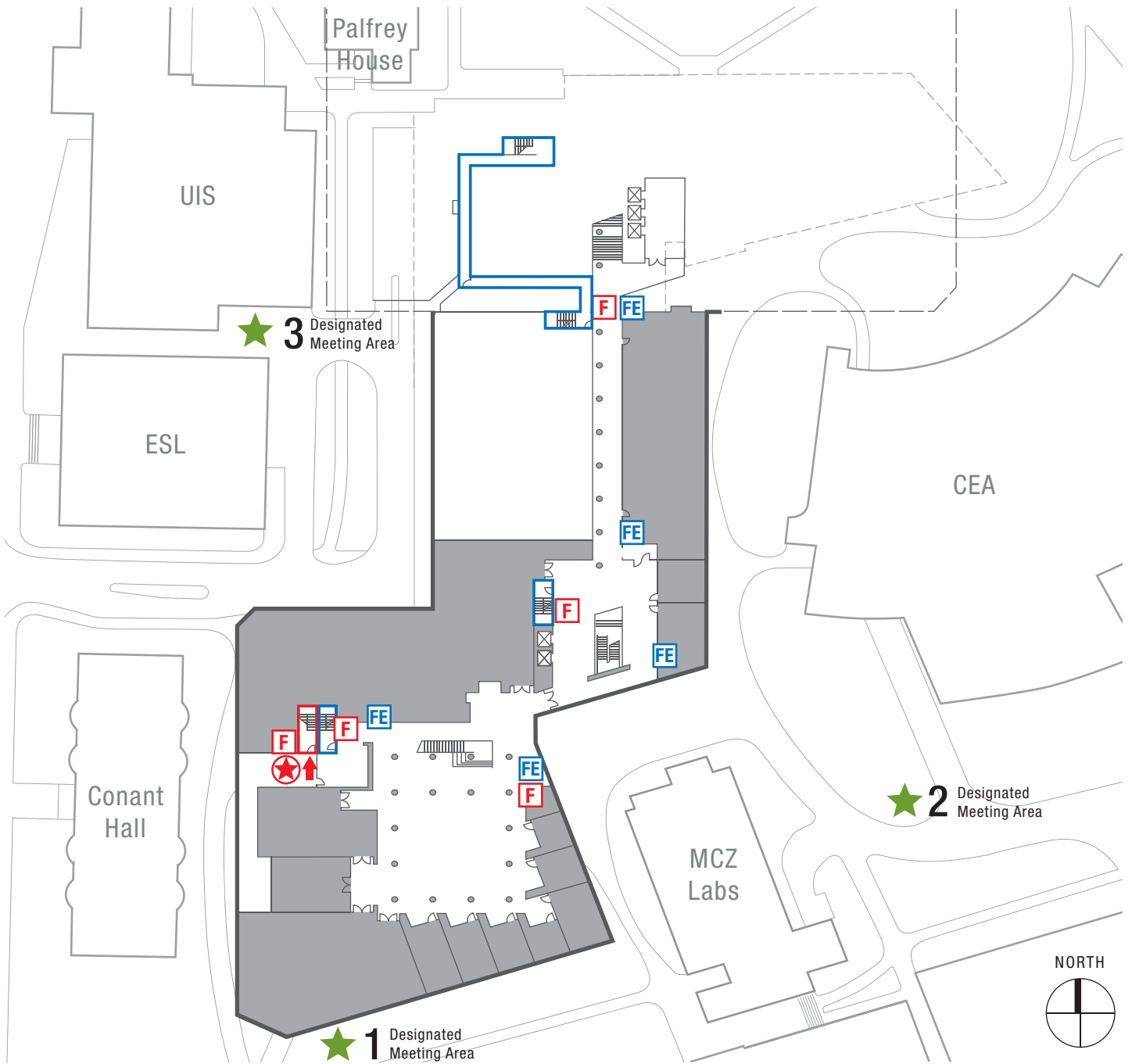
Feel the door to your room. If it is warm, stay in your room. Put a wet towel or blanket under your door to keep smoke out and call 9-1-1 to report your location.

If the door is not warm, open the door slowly and proceed along your primary exit path. Exit the building via the designated stairways and ground floor discharge. Do not use the elevator.

Once outside, proceed to your designated meeting site and await further instructions from building management and/or Cambridge Fire Department.

LEVEL B1

EMERGENCY EXIT ROUTES - NORTHWEST LAB



	YOU ARE HERE
	MANUAL PULL STATION
	FIRE EXTINGUISHER
	PRIMARY EXIT ROUTE
	SECONDARY EXIT ROUTE
	DESIGNATED MEETING LOCATION
City Of Cambridge	
POLICE, FIRE, MEDICAL	911
HARVARD UNIVERSITY POLICE	617 495-1212

Evacuation Procedures

IF YOU FIND FIRE OR SMOKE:

Immediately exit the building via the primary exit route and pull the nearest fire alarm pull station. Exit the building via the ground floor discharge. Do not use the elevator.

Once outside, proceed to your designated meeting site and await further instructions from building management and/or the Cambridge fire Department.

IF YOU HEAR THE FIRE ALARM:

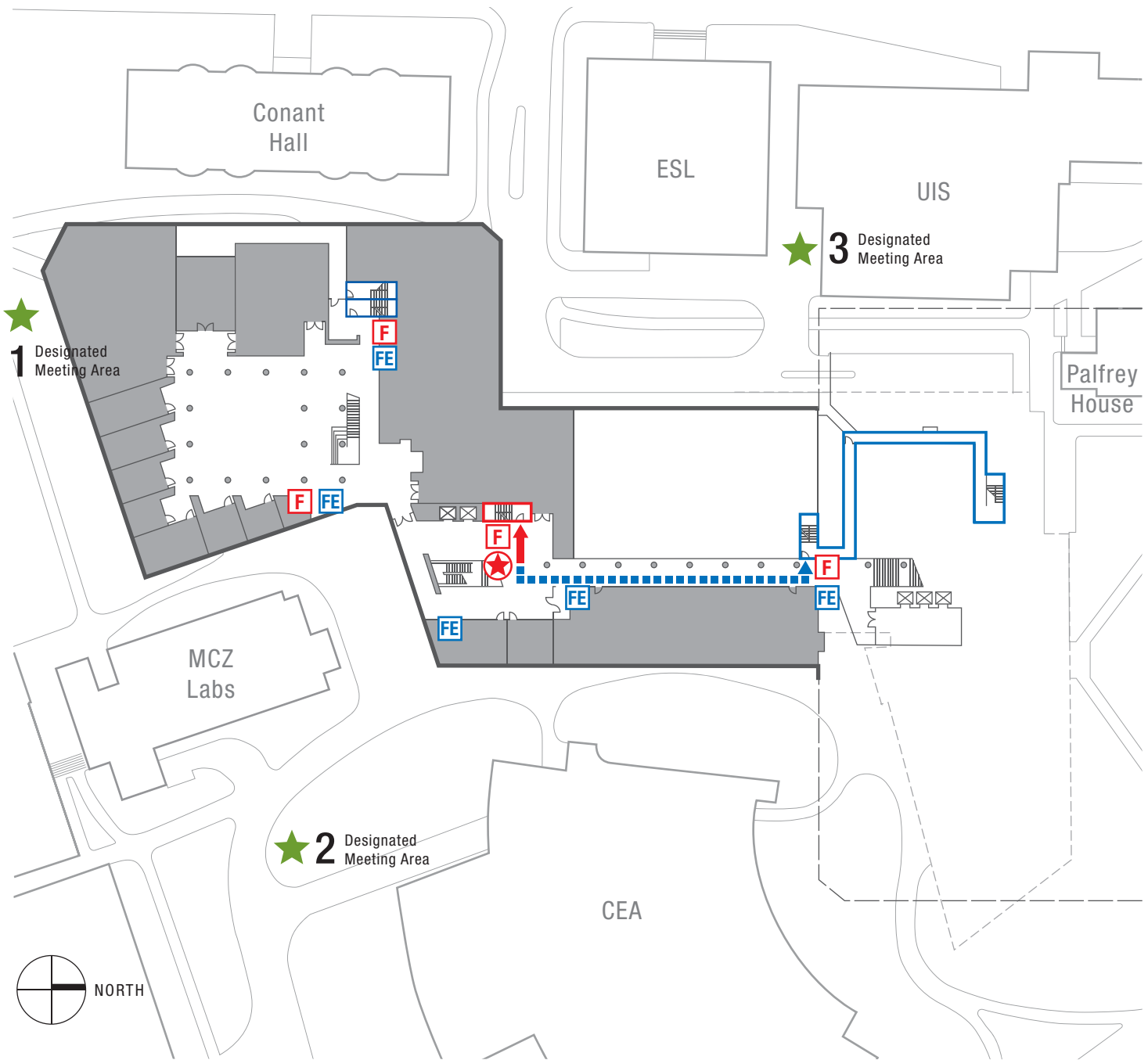
Feel the door to your room. If it is warm, stay in your room. Put a wet towel or blanket under your door to keep smoke out and call 9-1-1 to report your location.

If the door is not warm, open the door slowly and proceed along your primary exit path. Exit the building via the designated stairways and ground floor discharge. Do not use the elevator.

Once outside, proceed to your designated meeting site and await further instructions from building management and/or Cambridge Fire Department.

LEVEL B1

EMERGENCY EXIT ROUTES - NORTHWEST LAB



	YOU ARE HERE
	MANUAL PULL STATION
	FIRE EXTINGUISHER
	PRIMARY EXIT ROUTE
	SECONDARY EXIT ROUTE
	DESIGNATED MEETING LOCATION
City Of Cambridge	
POLICE, FIRE, MEDICAL	911
HARVARD UNIVERSITY POLICE	617 495-1212

Evacuation Procedures

IF YOU FIND FIRE OR SMOKE:

Immediately exit the building via the primary exit route and pull the nearest fire alarm pull station. Exit the building via the ground floor discharge. Do not use the elevator.

Once outside, proceed to your designated meeting site and await further instructions from building management and/or the Cambridge fire Department.

IF YOU HEAR THE FIRE ALARM:

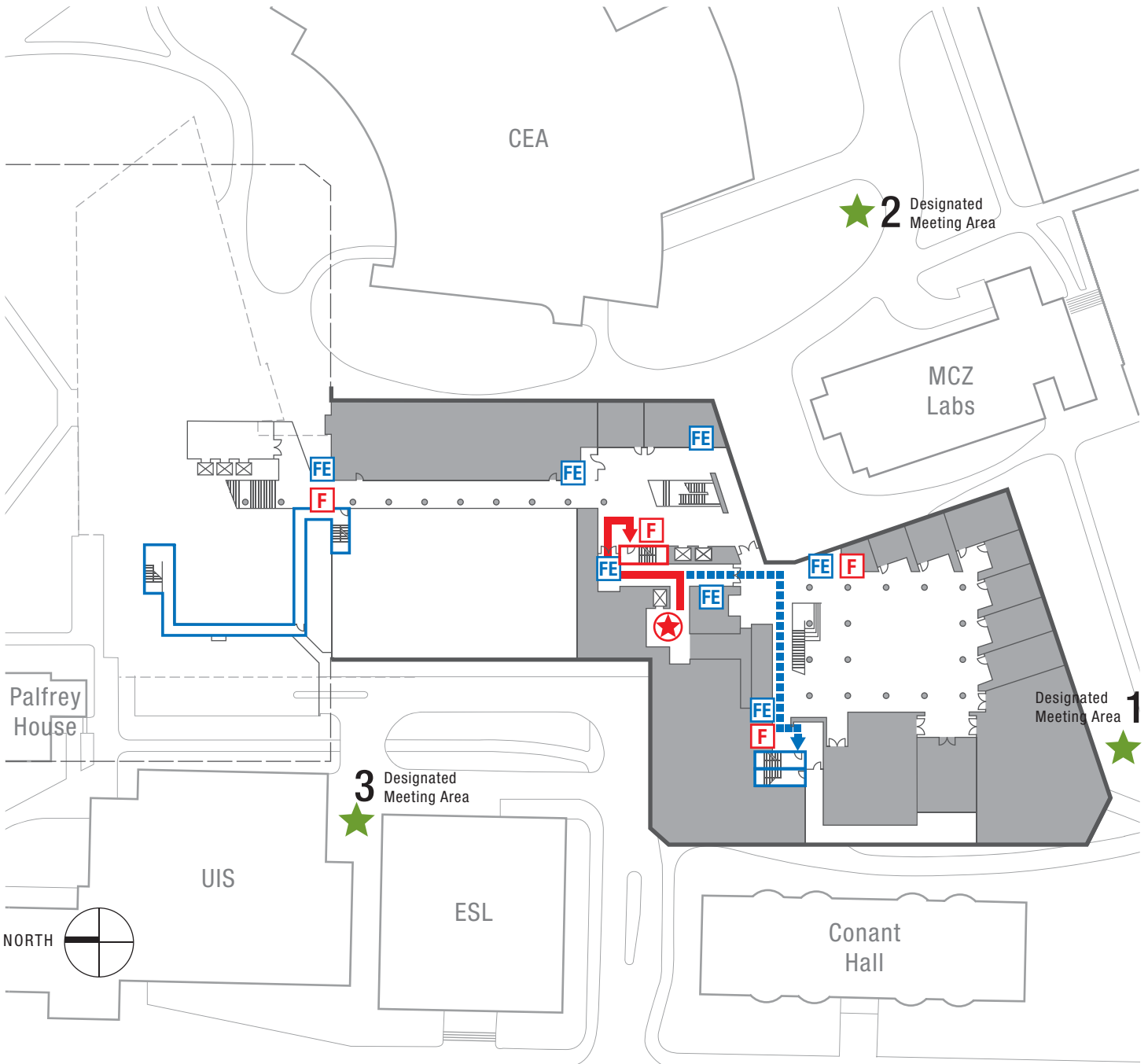
Feel the door to your room. If it is warm, stay in your room. Put a wet towel or blanket under your door to keep smoke out and call 9-1-1 to report your location.

If the door is not warm, open the door slowly and proceed along your primary exit path. Exit the building via the designated stairways and ground floor discharge. Do not use the elevator.

Once outside, proceed to your designated meeting site and await further instructions from building management and/or Cambridge Fire Department.

LEVEL B1

EMERGENCY EXIT ROUTES - NORTHWEST LAB



	YOU ARE HERE
	MANUAL PULL STATION
	FIRE EXTINGUISHER
	PRIMARY EXIT ROUTE
	SECONDARY EXIT ROUTE
	DESIGNATED MEETING LOCATION
City Of Cambridge	
POLICE, FIRE, MEDICAL	911
HARVARD UNIVERSITY POLICE	617 495-1212

Evacuation Procedures

IF YOU FIND FIRE OR SMOKE:

Immediately exit the building via the primary exit route and pull the nearest fire alarm pull station. Exit the building via the ground floor discharge. Do not use the elevator.

Once outside, proceed to your designated meeting site and await further instructions from building management and/or the Cambridge fire Department.

IF YOU HEAR THE FIRE ALARM:

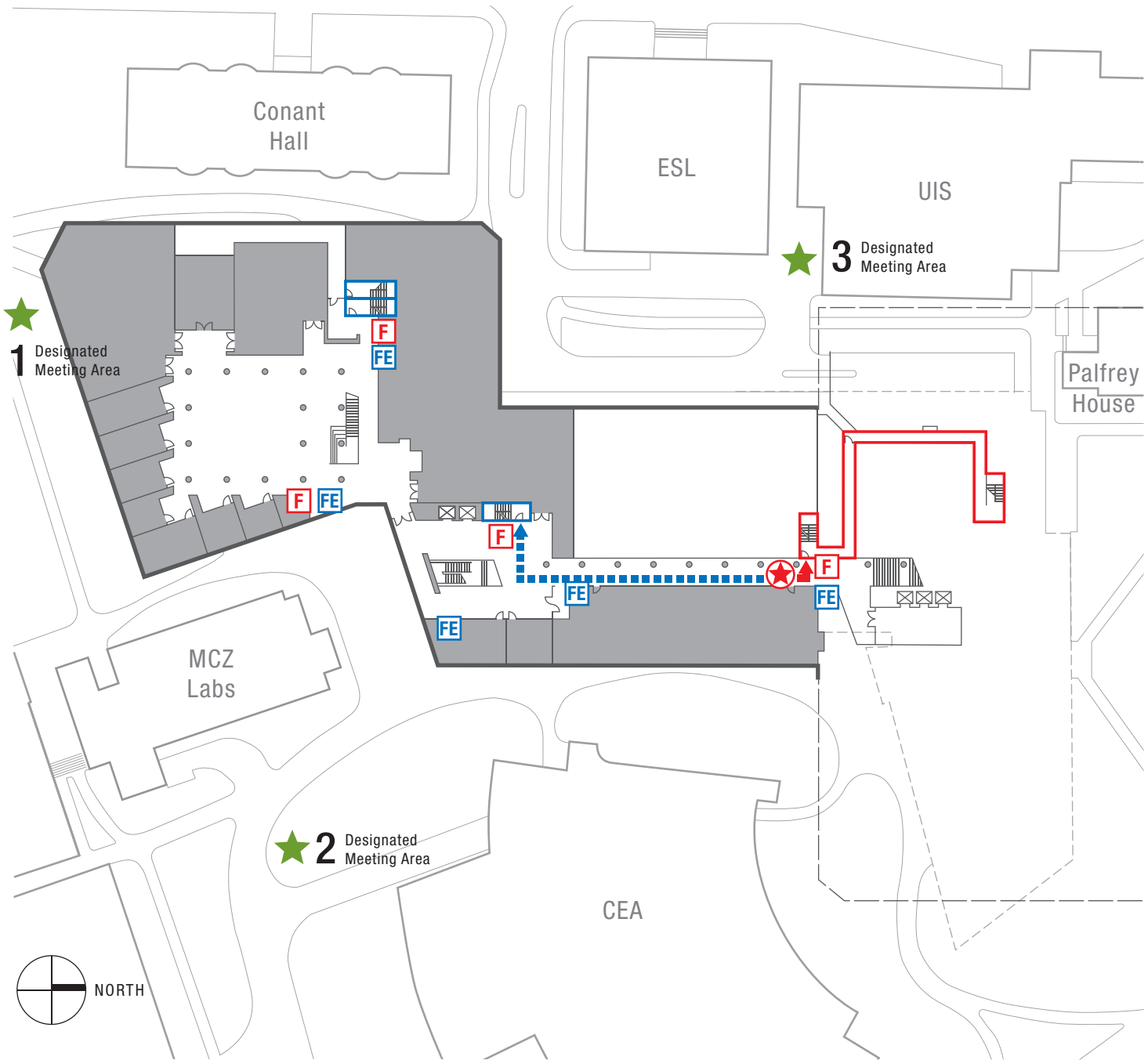
Feel the door to your room. If it is warm, stay in your room. Put a wet towel or blanket under your door to keep smoke out and call 9-1-1 to report your location.

If the door is not warm, open the door slowly and proceed along your primary exit path. Exit the building via the designated stairways and ground floor discharge. Do not use the elevator.

Once outside, proceed to your designated meeting site and await further instructions from building management and/or Cambridge Fire Department.

LEVEL B1

EMERGENCY EXIT ROUTES - NORTHWEST LAB



	YOU ARE HERE
	MANUAL PULL STATION
	FIRE EXTINGUISHER
	PRIMARY EXIT ROUTE
	SECONDARY EXIT ROUTE
	DESIGNATED MEETING LOCATION
City Of Cambridge	
POLICE, FIRE, MEDICAL	911
HARVARD UNIVERSITY POLICE	617 495-1212

Evacuation Procedures

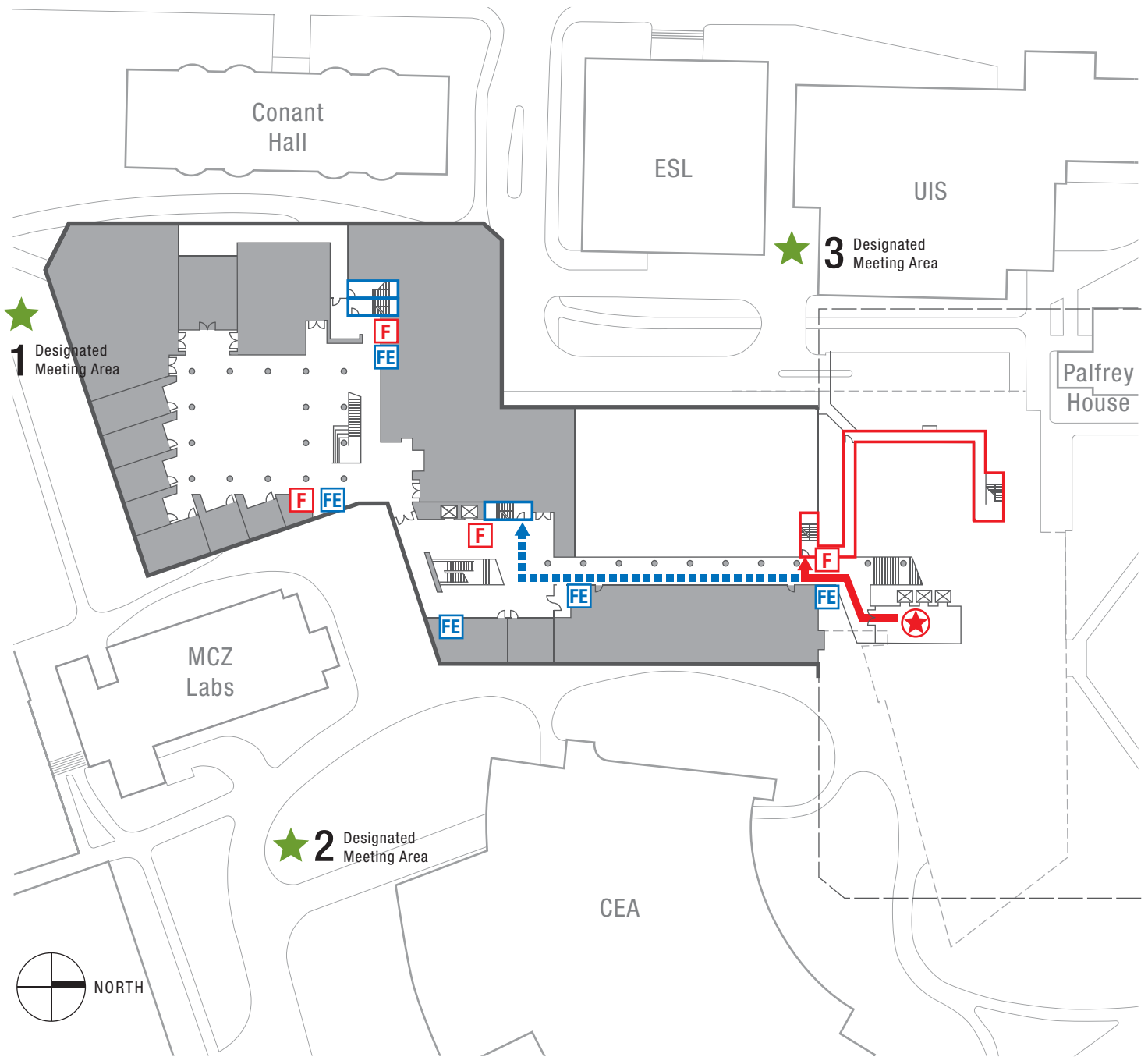
IF YOU FIND FIRE OR SMOKE:
 Immediately exit the building via the primary exit route and pull the nearest fire alarm pull station. Exit the building via the ground floor discharge. Do not use the elevator.
 Once outside, proceed to your designated meeting site and await further instructions from building management and/or the Cambridge fire Department.

IF YOU HEAR THE FIRE ALARM:

Feel the door to your room. If it is warm, stay in your room. Put a wet towel or blanket under your door to keep smoke out and call 9-1-1 to report your location.
 If the door is not warm, open the door slowly and proceed along your primary exit path. Exit the building via the designated stairways and ground floor discharge. Do not use the elevator.
 Once outside, proceed to your designated meeting site and await further instructions from building management and/or Cambridge Fire Department.

LEVEL B1

EMERGENCY EXIT ROUTES - NORTHWEST LAB



	YOU ARE HERE
	MANUAL PULL STATION
	FIRE EXTINGUISHER
	PRIMARY EXIT ROUTE
	SECONDARY EXIT ROUTE
	DESIGNATED MEETING LOCATION
City Of Cambridge	
POLICE, FIRE, MEDICAL	911
HARVARD UNIVERSITY POLICE	617 495-1212

Evacuation Procedures

IF YOU FIND FIRE OR SMOKE:

Immediately exit the building via the primary exit route and pull the nearest fire alarm pull station. Exit the building via the ground floor discharge. Do not use the elevator.

Once outside, proceed to your designated meeting site and await further instructions from building management and/or the Cambridge fire Department.

IF YOU HEAR THE FIRE ALARM:

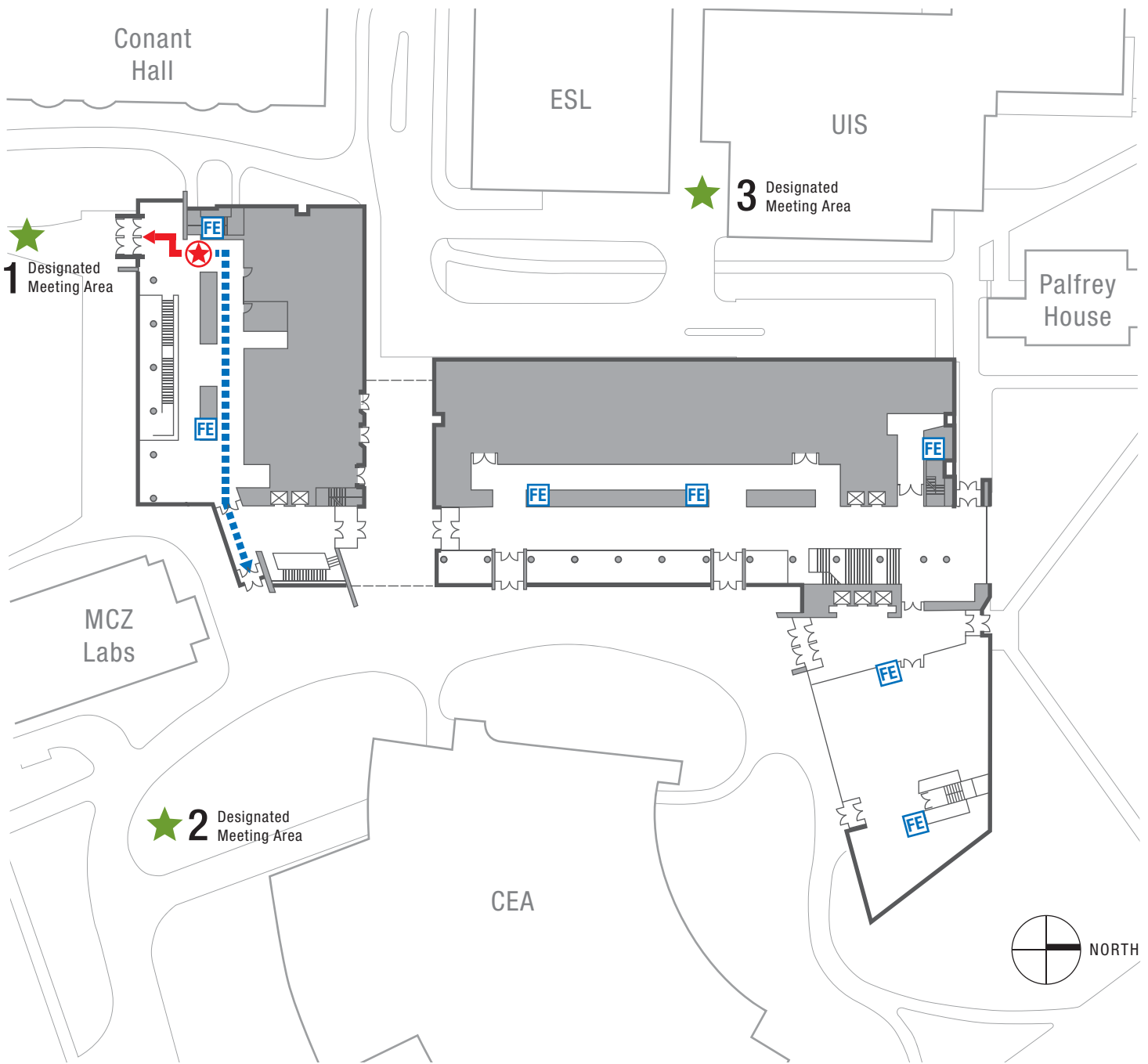
Feel the door to your room. If it is warm, stay in your room. Put a wet towel or blanket under your door to keep smoke out and call 9-1-1 to report your location.

If the door is not warm, open the door slowly and proceed along your primary exit path. Exit the building via the designated stairways and ground floor discharge. Do not use the elevator.

Once outside, proceed to your designated meeting site and await further instructions from building management and/or Cambridge Fire Department.

LEVEL 1

EMERGENCY EXIT ROUTES - NORTHWEST LAB



	YOU ARE HERE
	MANUAL PULL STATION
	FIRE EXTINGUISHER
	PRIMARY EXIT ROUTE
	SECONDARY EXIT ROUTE
	DESIGNATED MEETING LOCATION
City Of Cambridge	
POLICE, FIRE, MEDICAL	911
HARVARD UNIVERSITY POLICE	617 495-1212

Evacuation Procedures

IF YOU FIND FIRE OR SMOKE:

Immediately exit the building via the primary exit route and pull the nearest fire alarm pull station. Exit the building via the ground floor discharge. Do not use the elevator.

Once outside, proceed to your designated meeting site and await further instructions from building management and/or the Cambridge fire Department.

IF YOU HEAR THE FIRE ALARM:

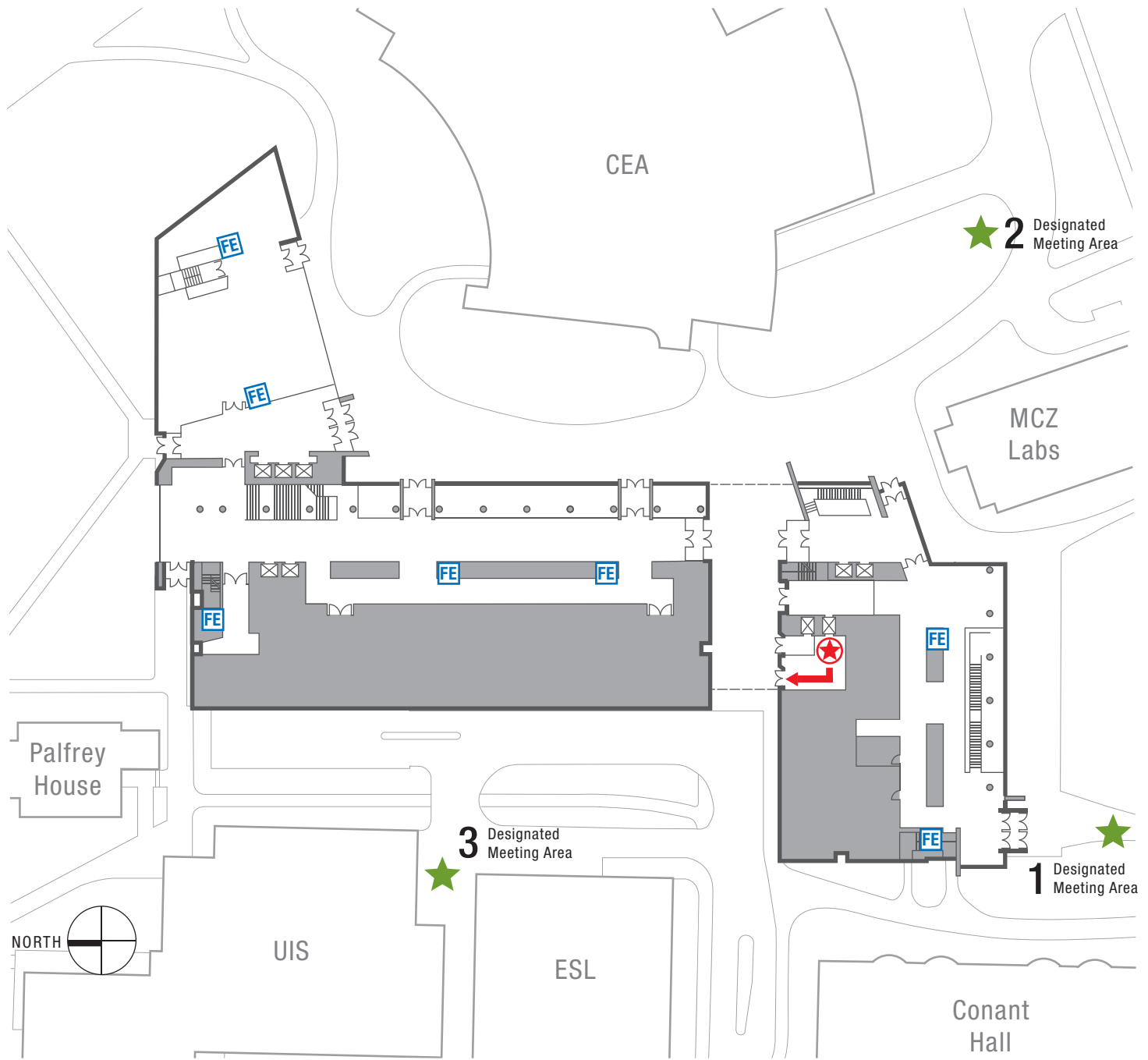
Feel the door to your room. If it is warm, stay in your room. Put a wet towel or blanket under your door to keep smoke out and call 9-1-1 to report your location.

If the door is not warm, open the door slowly and proceed along your primary exit path. Exit the building via the designated stairways and ground floor discharge. Do not use the elevator.

Once outside, proceed to your designated meeting site and await further instructions from building management and/or Cambridge Fire Department.

LEVEL 1

EMERGENCY EXIT ROUTES - NORTHWEST LAB



	YOU ARE HERE
	MANUAL PULL STATION
	FIRE EXTINGUISHER
	PRIMARY EXIT ROUTE
	SECONDARY EXIT ROUTE
	DESIGNATED MEETING LOCATION
City Of Cambridge	
POLICE, FIRE, MEDICAL	911
HARVARD UNIVERSITY POLICE	617 495-1212

Evacuation Procedures

IF YOU FIND FIRE OR SMOKE:

Immediately exit the building via the primary exit route and pull the nearest fire alarm pull station. Exit the building via the ground floor discharge. Do not use the elevator.

Once outside, proceed to your designated meeting site and await further instructions from building management and/or the Cambridge fire Department.

IF YOU HEAR THE FIRE ALARM:

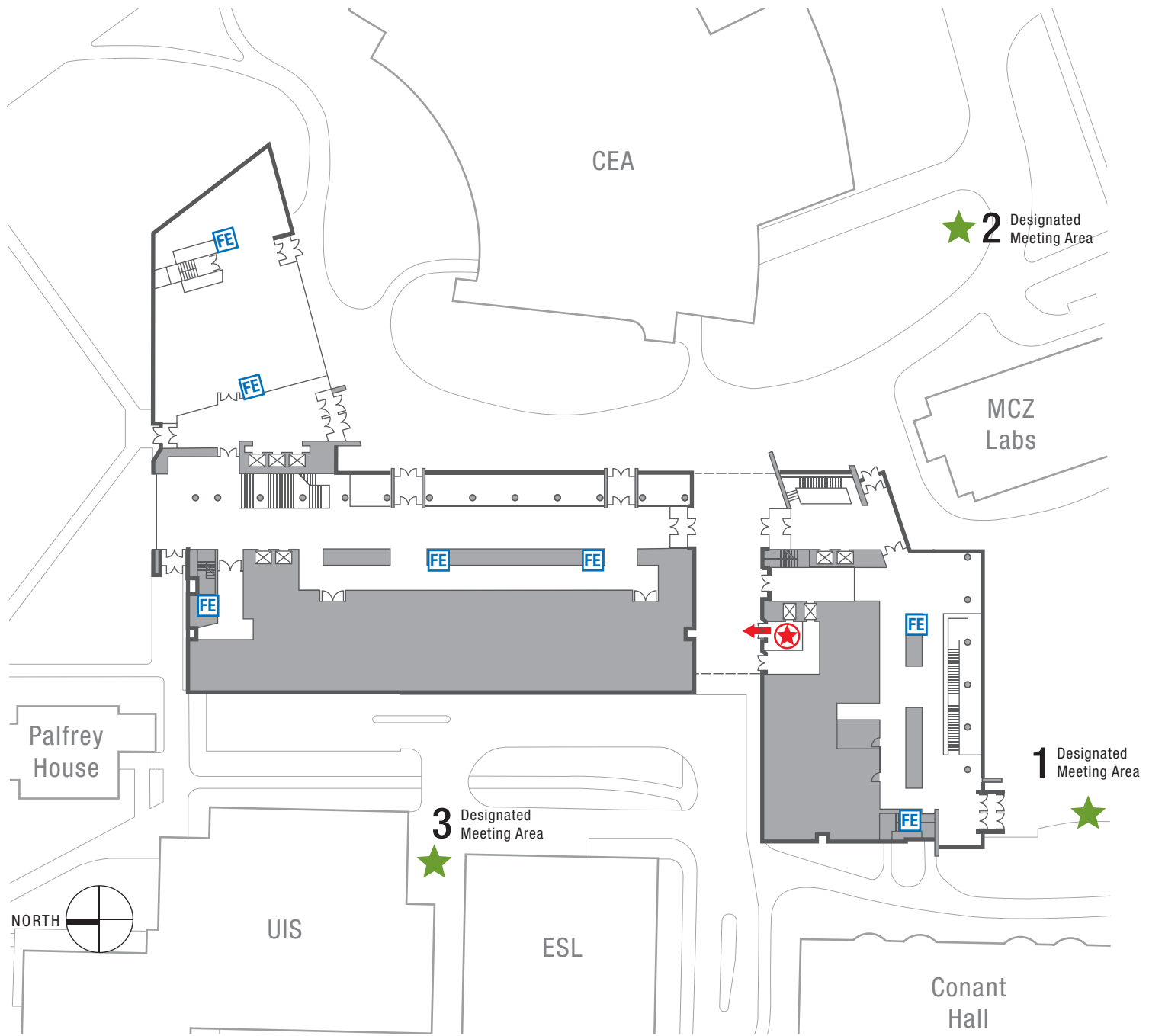
Feel the door to your room. If it is warm, stay in your room. Put a wet towel or blanket under your door to keep smoke out and call 9-1-1 to report your location.

If the door is not warm, open the door slowly and proceed along your primary exit path. Exit the building via the designated stairways and ground floor discharge. Do not use the elevator.

Once outside, proceed to your designated meeting site and await further instructions from building management and/or Cambridge Fire Department.

LEVEL 1

EMERGENCY EXIT ROUTES - NORTHWEST LAB



	YOU ARE HERE
	MANUAL PULL STATION
	FIRE EXTINGUISHER
	PRIMARY EXIT ROUTE
	SECONDARY EXIT ROUTE
	DESIGNATED MEETING LOCATION
City Of Cambridge	
POLICE, FIRE, MEDICAL	911
HARVARD UNIVERSITY POLICE	617 495-1212

Evacuation Procedures

IF YOU FIND FIRE OR SMOKE:

Immediately exit the building via the primary exit route and pull the nearest fire alarm pull station. Exit the building via the ground floor discharge. Do not use the elevator.

Once outside, proceed to your designated meeting site and await further instructions from building management and/or the Cambridge fire Department.

IF YOU HEAR THE FIRE ALARM:

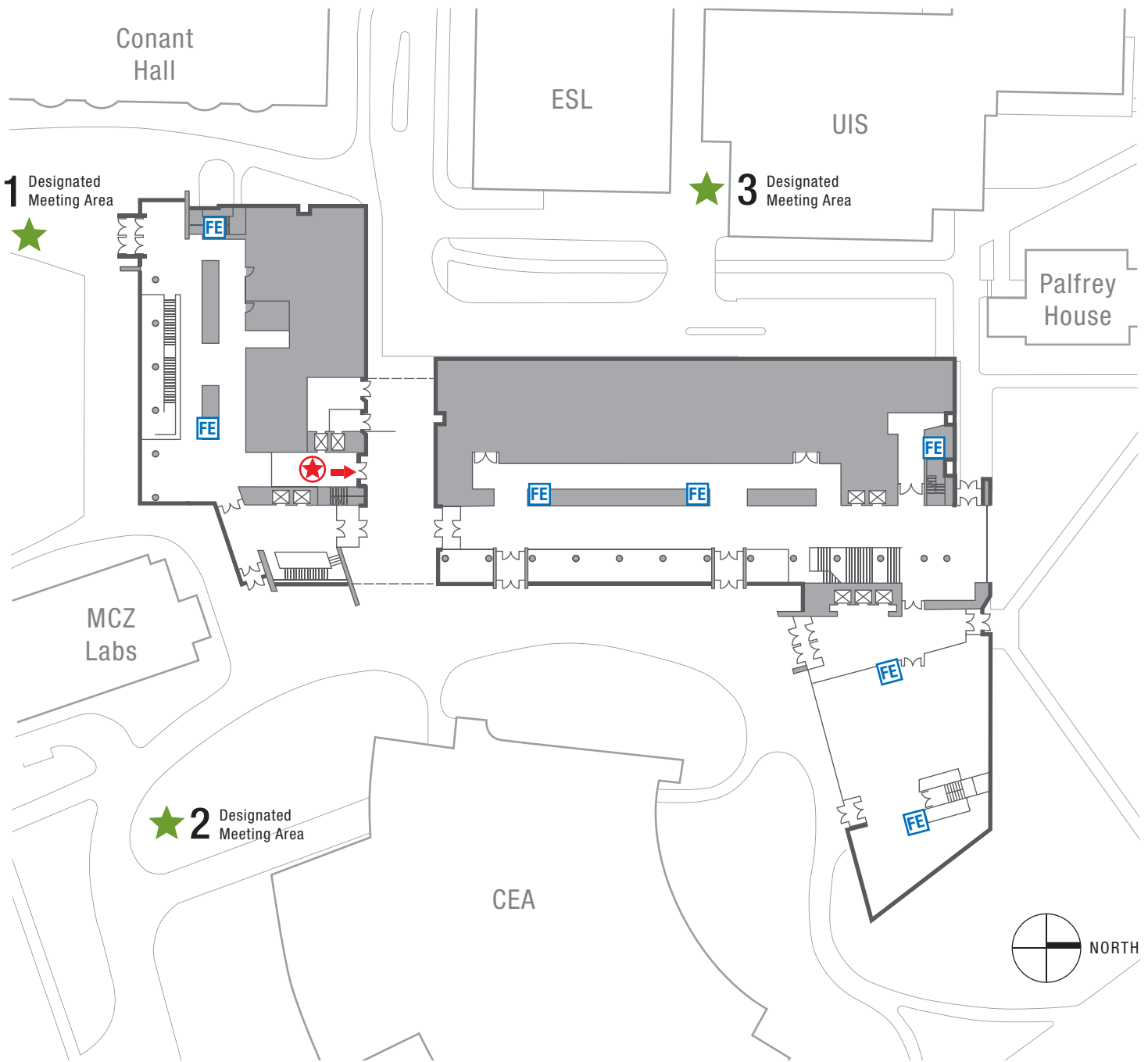
Feel the door to your room. If it is warm, stay in your room. Put a wet towel or blanket under your door to keep smoke out and call 9-1-1 to report your location.

If the door is not warm, open the door slowly and proceed along your primary exit path. Exit the building via the designated stairways and ground floor discharge. Do not use the elevator.

Once outside, proceed to your designated meeting site and await further instructions from building management and/or Cambridge Fire Department.

LEVEL 1

EMERGENCY EXIT ROUTES - NORTHWEST LAB



	YOU ARE HERE
	MANUAL PULL STATION
	FIRE EXTINGUISHER
	PRIMARY EXIT ROUTE
	SECONDARY EXIT ROUTE
	DESIGNATED MEETING LOCATION
City Of Cambridge	
POLICE, FIRE, MEDICAL	911
HARVARD UNIVERSITY POLICE	617 495-1212

Evacuation Procedures

IF YOU FIND FIRE OR SMOKE:

Immediately exit the building via the primary exit route and pull the nearest fire alarm pull station. Exit the building via the ground floor discharge. Do not use the elevator.

Once outside, proceed to your designated meeting site and await further instructions from building management and/or the Cambridge fire Department.

IF YOU HEAR THE FIRE ALARM:

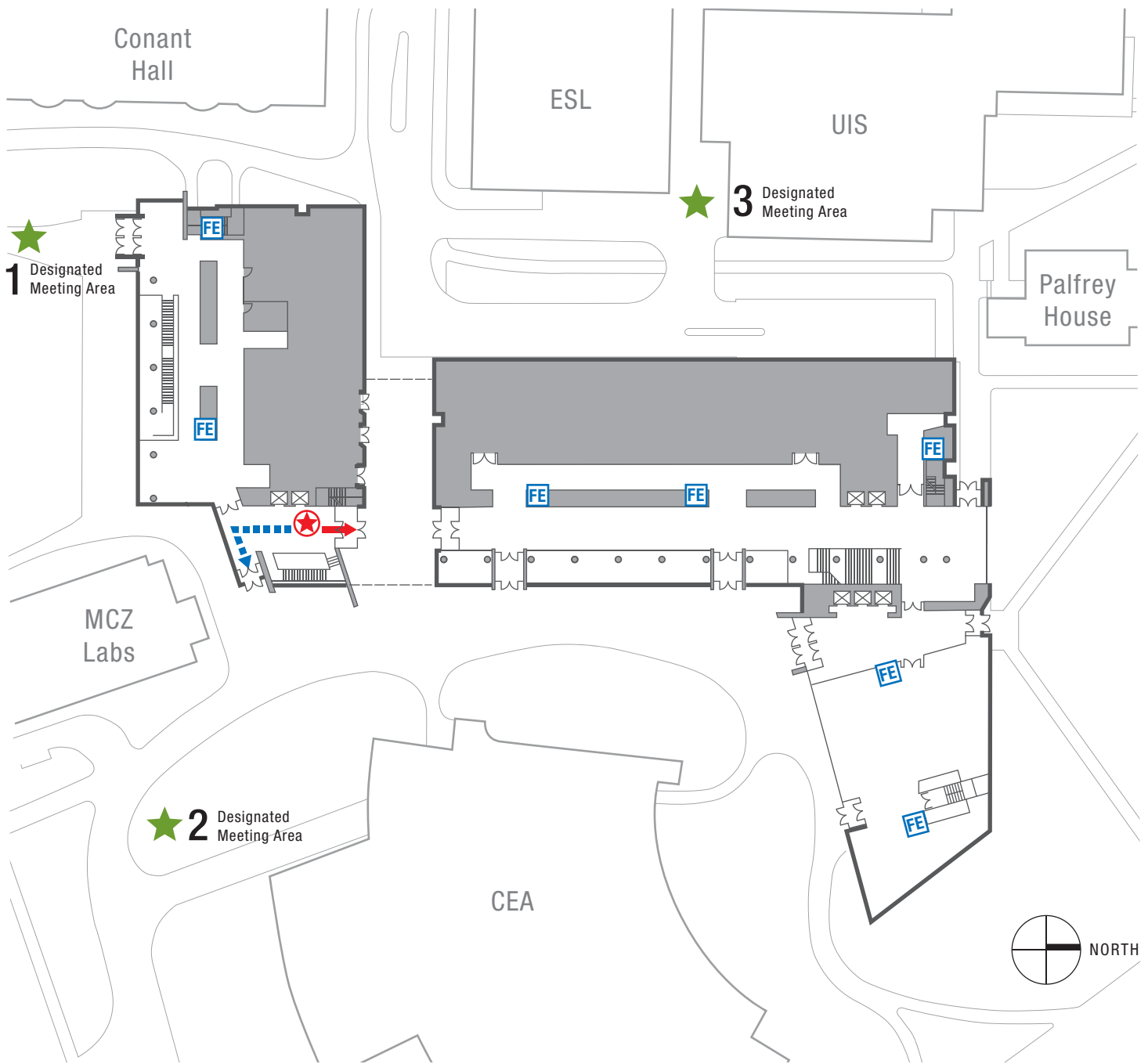
Feel the door to your room. If it is warm, stay in your room. Put a wet towel or blanket under your door to keep smoke out and call 9-1-1 to report your location.

If the door is not warm, open the door slowly and proceed along your primary exit path. Exit the building via the designated stairways and ground floor discharge. Do not use the elevator.

Once outside, proceed to your designated meeting site and await further instructions from building management and/or Cambridge Fire Department.

LEVEL 1

EMERGENCY EXIT ROUTES - NORTHWEST LAB



	YOU ARE HERE
	MANUAL PULL STATION
	FIRE EXTINGUISHER
	PRIMARY EXIT ROUTE
	SECONDARY EXIT ROUTE
	DESIGNATED MEETING LOCATION
City Of Cambridge	
POLICE, FIRE, MEDICAL	911
HARVARD UNIVERSITY POLICE	617 495-1212

Evacuation Procedures

IF YOU FIND FIRE OR SMOKE:

Immediately exit the building via the primary exit route and pull the nearest fire alarm pull station. Exit the building via the ground floor discharge. Do not use the elevator.

Once outside, proceed to your designated meeting site and await further instructions from building management and/or the Cambridge fire Department.

IF YOU HEAR THE FIRE ALARM:

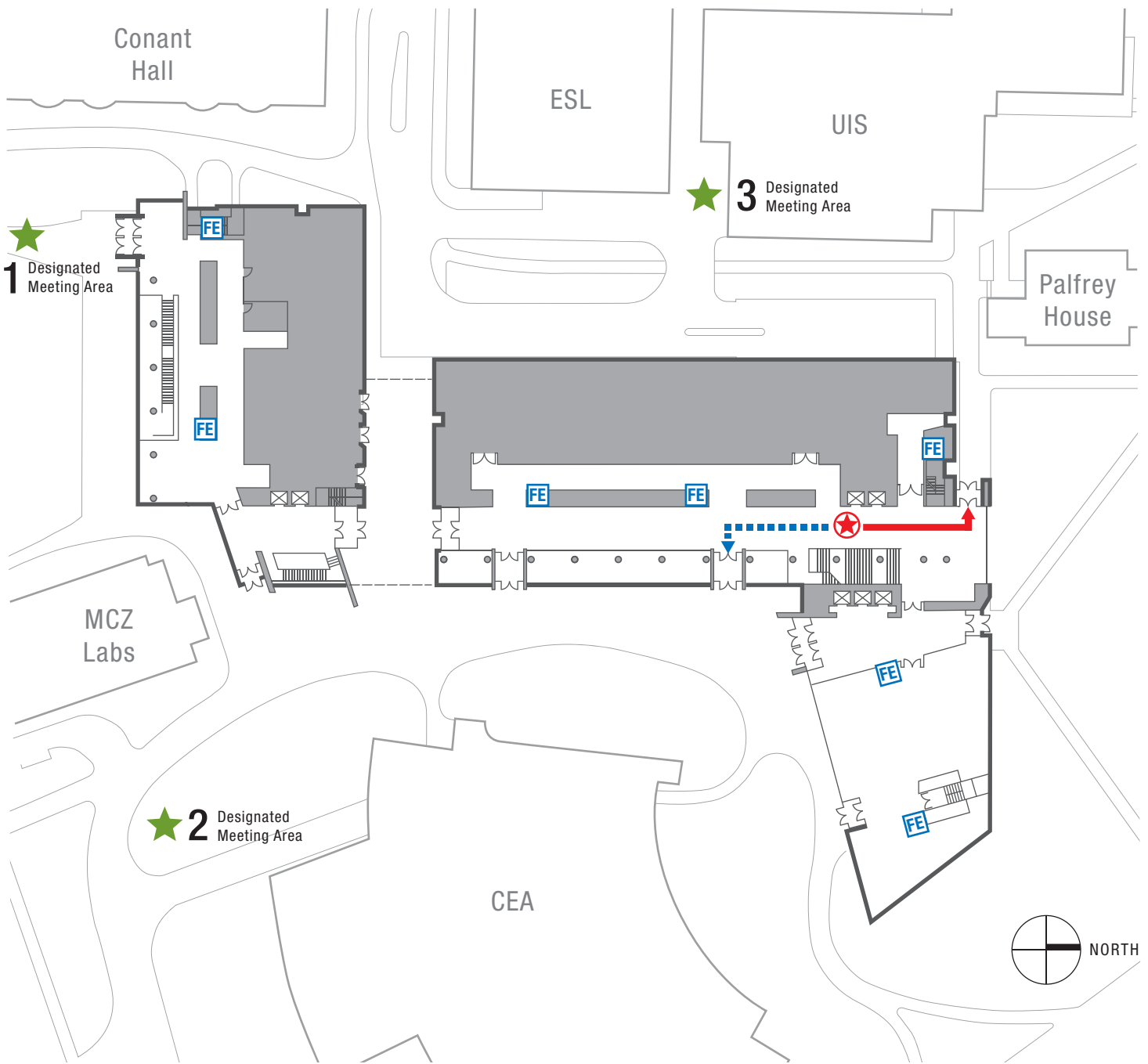
Feel the door to your room. If it is warm, stay in your room. Put a wet towel or blanket under your door to keep smoke out and call 9-1-1 to report your location.

If the door is not warm, open the door slowly and proceed along your primary exit path. Exit the building via the designated stairways and ground floor discharge. Do not use the elevator.

Once outside, proceed to your designated meeting site and await further instructions from building management and/or Cambridge Fire Department.

LEVEL 1

EMERGENCY EXIT ROUTES - NORTHWEST LAB



	YOU ARE HERE
	MANUAL PULL STATION
	FIRE EXTINGUISHER
	PRIMARY EXIT ROUTE
	SECONDARY EXIT ROUTE
	DESIGNATED MEETING LOCATION
City Of Cambridge	
POLICE, FIRE, MEDICAL	911
HARVARD UNIVERSITY POLICE	617 495-1212

Evacuation Procedures

IF YOU FIND FIRE OR SMOKE:

Immediately exit the building via the primary exit route and pull the nearest fire alarm pull station. Exit the building via the ground floor discharge. Do not use the elevator.

Once outside, proceed to your designated meeting site and await further instructions from building management and/or the Cambridge fire Department.

IF YOU HEAR THE FIRE ALARM:

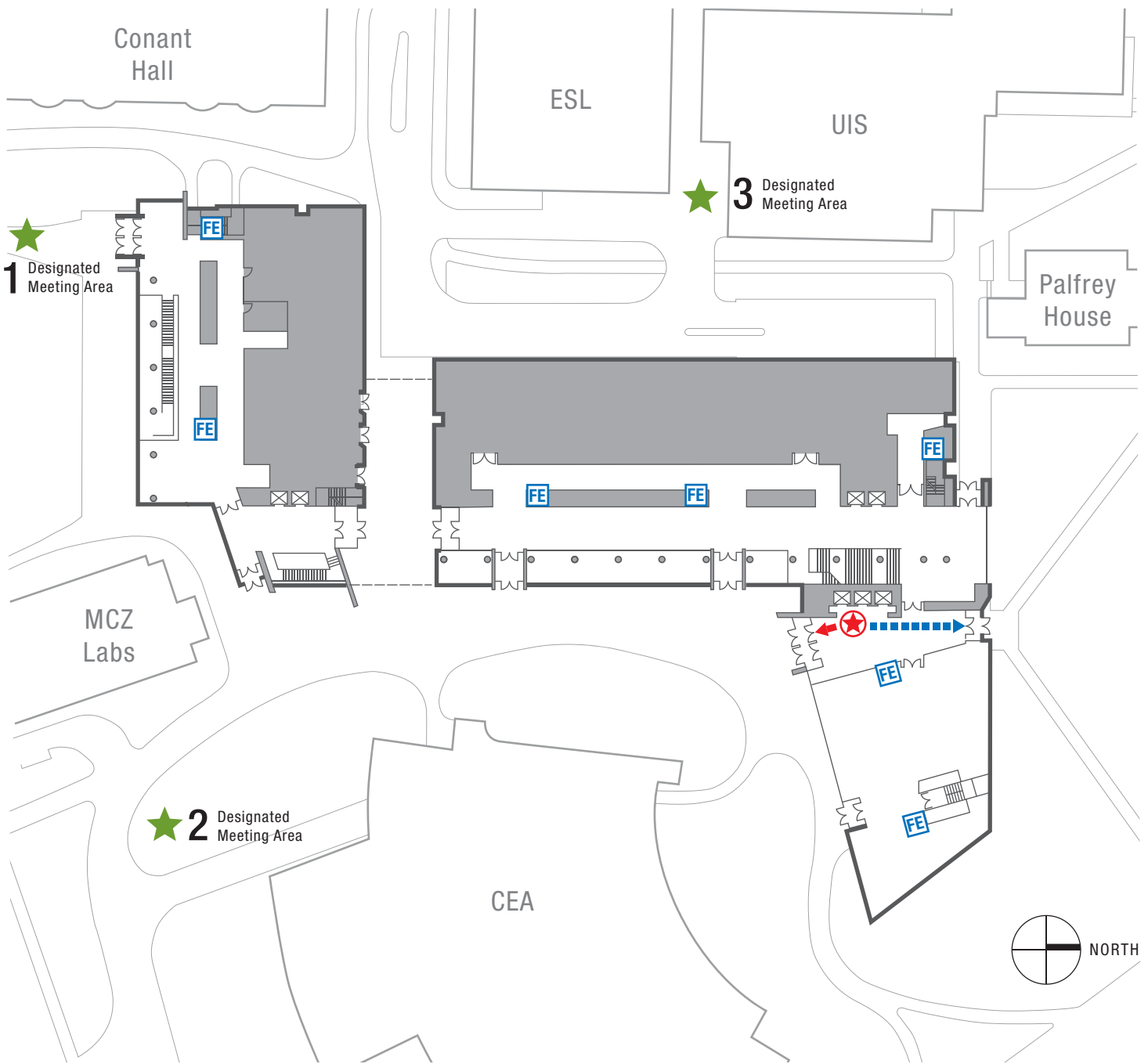
Feel the door to your room. If it is warm, stay in your room. Put a wet towel or blanket under your door to keep smoke out and call 9-1-1 to report your location.

If the door is not warm, open the door slowly and proceed along your primary exit path. Exit the building via the designated stairways and ground floor discharge. Do not use the elevator.

Once outside, proceed to your designated meeting site and await further instructions from building management and/or Cambridge Fire Department.

LEVEL 1

EMERGENCY EXIT ROUTES - NORTHWEST LAB



	YOU ARE HERE
	MANUAL PULL STATION
	FIRE EXTINGUISHER
	PRIMARY EXIT ROUTE
	SECONDARY EXIT ROUTE
	DESIGNATED MEETING LOCATION
City Of Cambridge	
POLICE, FIRE, MEDICAL	911
HARVARD UNIVERSITY POLICE	617 495-1212

Evacuation Procedures

IF YOU FIND FIRE OR SMOKE:

Immediately exit the building via the primary exit route and pull the nearest fire alarm pull station. Exit the building via the ground floor discharge. Do not use the elevator.

Once outside, proceed to your designated meeting site and await further instructions from building management and/or the Cambridge fire Department.

IF YOU HEAR THE FIRE ALARM:

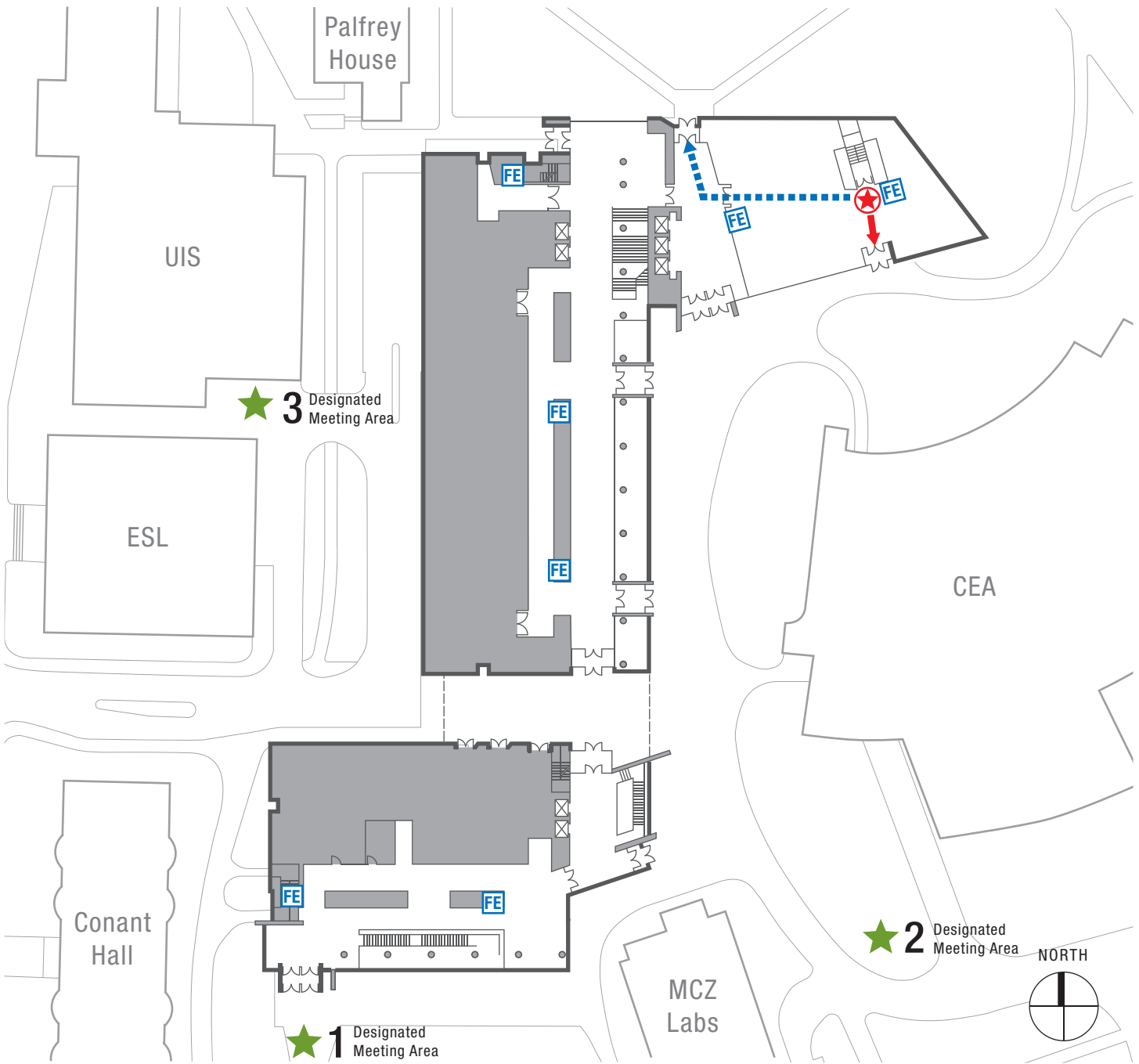
Feel the door to your room. If it is warm, stay in your room. Put a wet towel or blanket under your door to keep smoke out and call 9-1-1 to report your location.

If the door is not warm, open the door slowly and proceed along your primary exit path. Exit the building via the designated stairways and ground floor discharge. Do not use the elevator.

Once outside, proceed to your designated meeting site and await further instructions from building management and/or Cambridge Fire Department.

LEVEL 1

EMERGENCY EXIT ROUTES - NORTHWEST LAB



	YOU ARE HERE
	MANUAL PULL STATION
	FIRE EXTINGUISHER
	PRIMARY EXIT ROUTE
	SECONDARY EXIT ROUTE
	DESIGNATED MEETING LOCATION
City Of Cambridge	
POLICE, FIRE, MEDICAL	911
HARVARD UNIVERSITY POLICE	617 495-1212

Evacuation Procedures

IF YOU FIND FIRE OR SMOKE:

Immediately exit the building via the primary exit route and pull the nearest fire alarm pull station. Exit the building via the ground floor discharge. Do not use the elevator.

Once outside, proceed to your designated meeting site and await further instructions from building management and/or the Cambridge fire Department.

IF YOU HEAR THE FIRE ALARM:

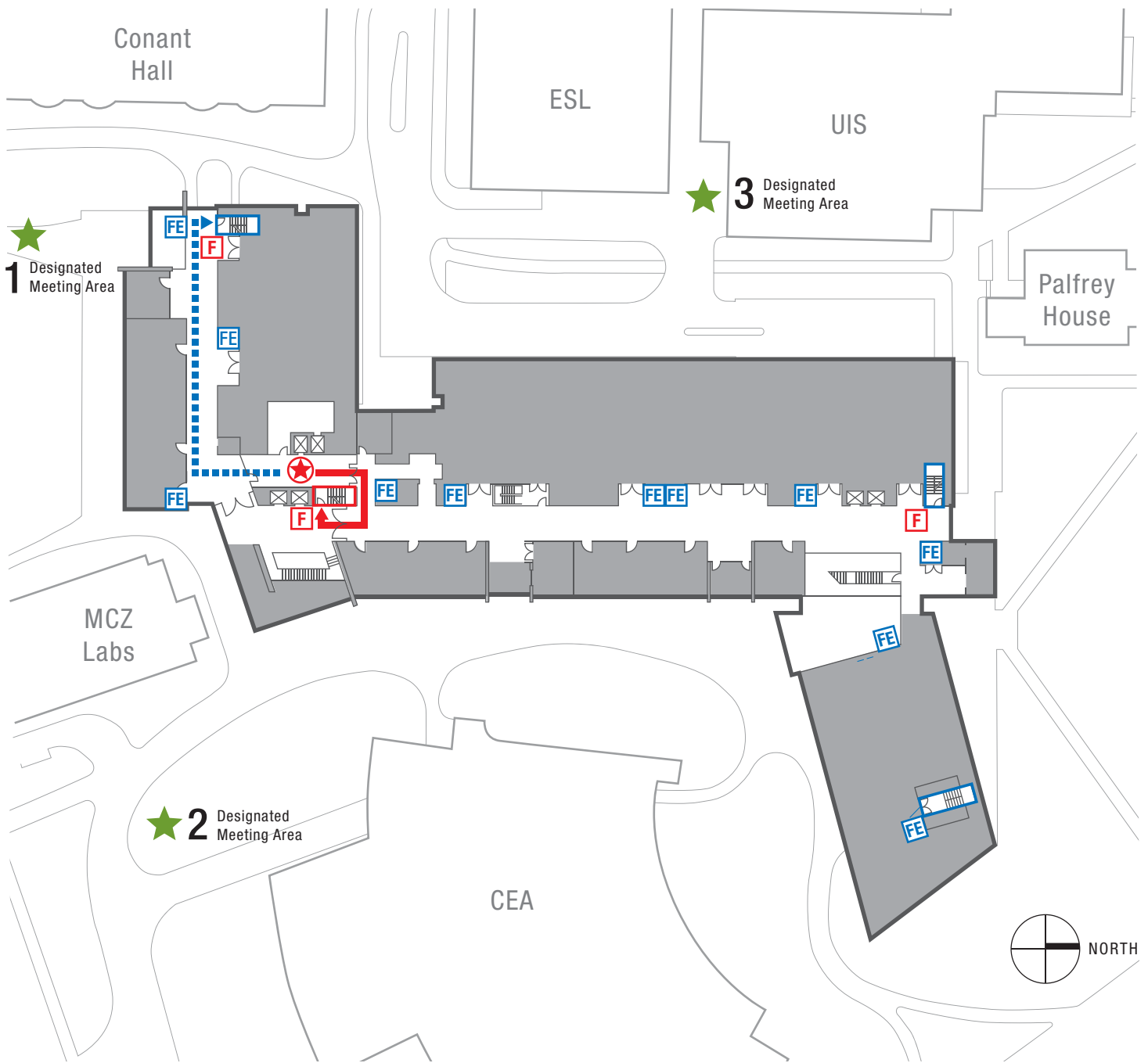
Feel the door to your room. If it is warm, stay in your room. Put a wet towel or blanket under your door to keep smoke out and call 9-1-1 to report your location.

If the door is not warm, open the door slowly and proceed along your primary exit path. Exit the building via the designated stairways and ground floor discharge. Do not use the elevator.

Once outside, proceed to your designated meeting site and await further instructions from building management and/or Cambridge Fire Department.

LEVEL 2

EMERGENCY EXIT ROUTES - NORTHWEST LAB



	YOU ARE HERE
	MANUAL PULL STATION
	FIRE EXTINGUISHER
	PRIMARY EXIT ROUTE
	SECONDARY EXIT ROUTE
	DESIGNATED MEETING LOCATION
City Of Cambridge	
POLICE, FIRE, MEDICAL	911
HARVARD UNIVERSITY POLICE	617 495-1212

Evacuation Procedures

IF YOU FIND FIRE OR SMOKE:

Immediately exit the building via the primary exit route and pull the nearest fire alarm pull station. Exit the building via the ground floor discharge. Do not use the elevator.

Once outside, proceed to your designated meeting site and await further instructions from building management and/or the Cambridge fire Department.

IF YOU HEAR THE FIRE ALARM:

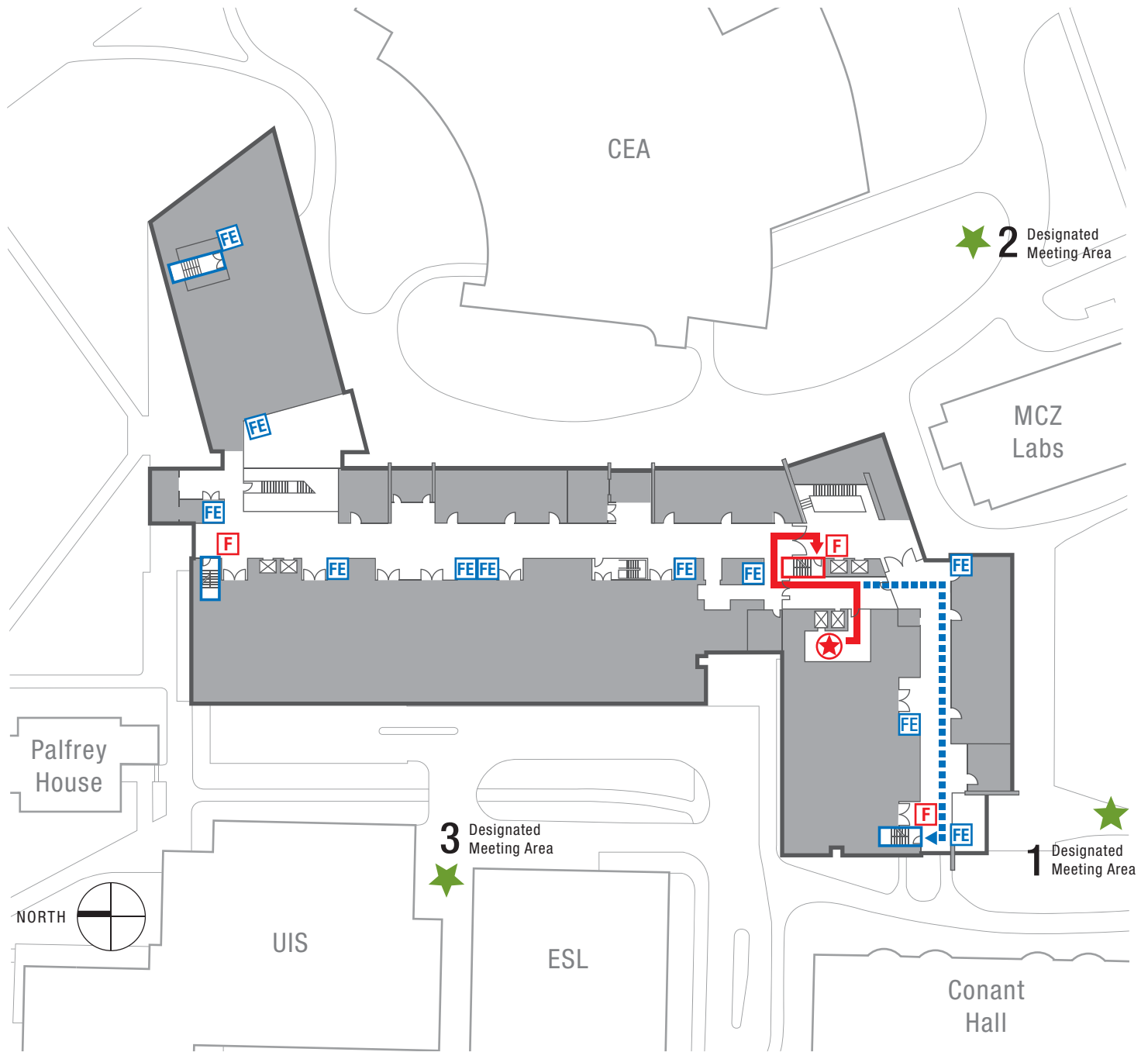
Feel the door to your room. If it is warm, stay in your room. Put a wet towel or blanket under your door to keep smoke out and call 9-1-1 to report your location.

If the door is not warm, open the door slowly and proceed along your primary exit path. Exit the building via the designated stairways and ground floor discharge. Do not use the elevator.

Once outside, proceed to your designated meeting site and await further instructions from building management and/or Cambridge Fire Department.

LEVEL 2

EMERGENCY EXIT ROUTES - NORTHWEST LAB



	YOU ARE HERE
	MANUAL PULL STATION
	FIRE EXTINGUISHER
	PRIMARY EXIT ROUTE
	SECONDARY EXIT ROUTE
	DESIGNATED MEETING LOCATION
City Of Cambridge	
POLICE, FIRE, MEDICAL	911
HARVARD UNIVERSITY POLICE	617 495-1212

Evacuation Procedures

IF YOU FIND FIRE OR SMOKE:

Immediately exit the building via the primary exit route and pull the nearest fire alarm pull station. Exit the building via the ground floor discharge. Do not use the elevator.

Once outside, proceed to your designated meeting site and await further instructions from building management and/or the Cambridge fire Department.

IF YOU HEAR THE FIRE ALARM:

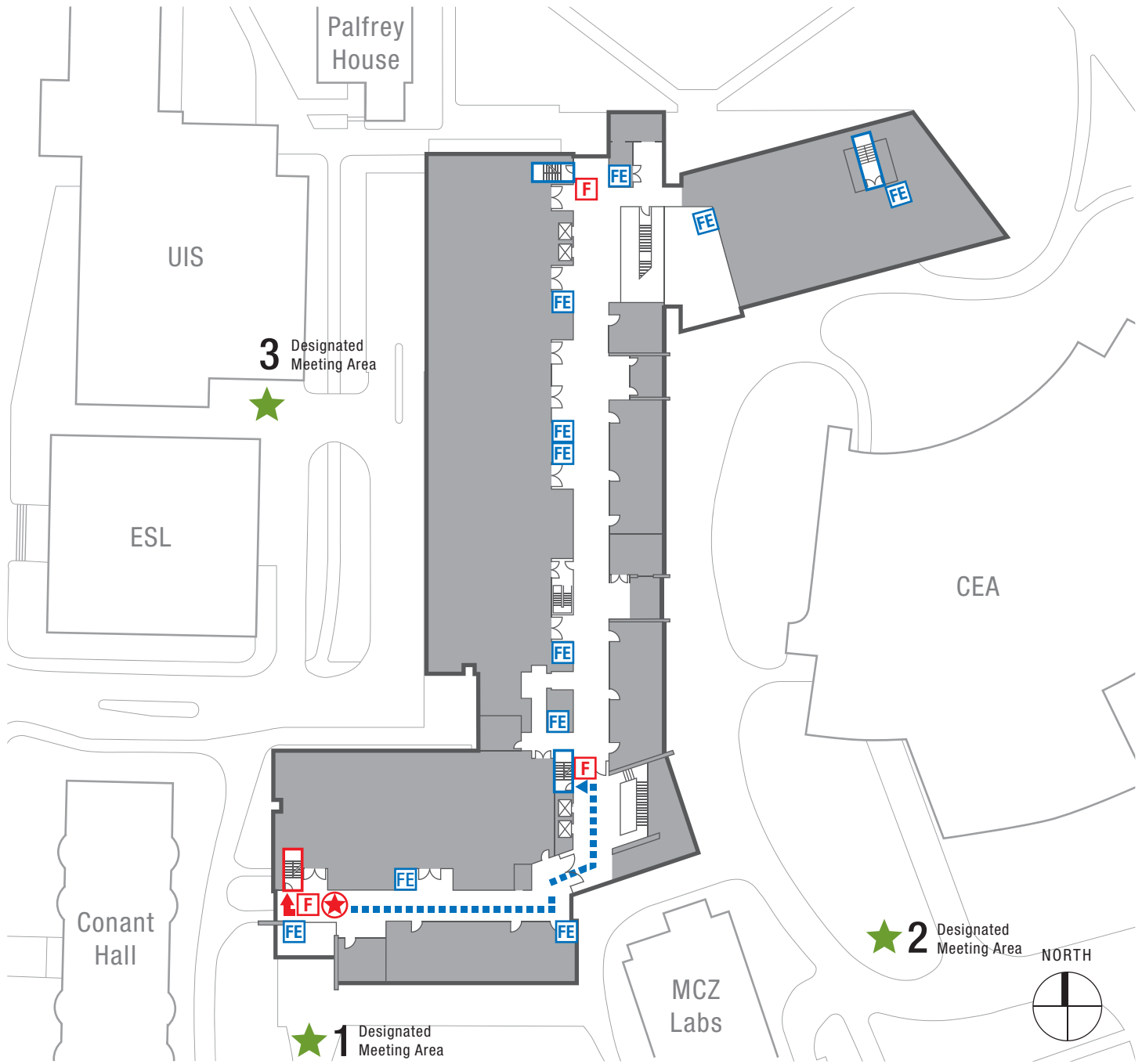
Feel the door to your room. If it is warm, stay in your room. Put a wet towel or blanket under your door to keep smoke out and call 9-1-1 to report your location.







If the door is not warm, open the door slowly and proceed along your primary exit path. Exit the building via the designated stairways and ground floor discharge. Do not use the elevator.

Once outside, proceed to your designated meeting site and await further instructions from building management and/or Cambridge Fire Department.

LEVEL 2

EMERGENCY EXIT ROUTES - NORTHWEST LAB



-  YOU ARE HERE
-  MANUAL PULL STATION
-  FIRE EXTINGUISHER
-  PRIMARY EXIT ROUTE
-  SECONDARY EXIT ROUTE
-  DESIGNATED MEETING LOCATION

City Of Cambridge
 POLICE, FIRE, MEDICAL 911
 HARVARD UNIVERSITY POLICE 617 495-1212

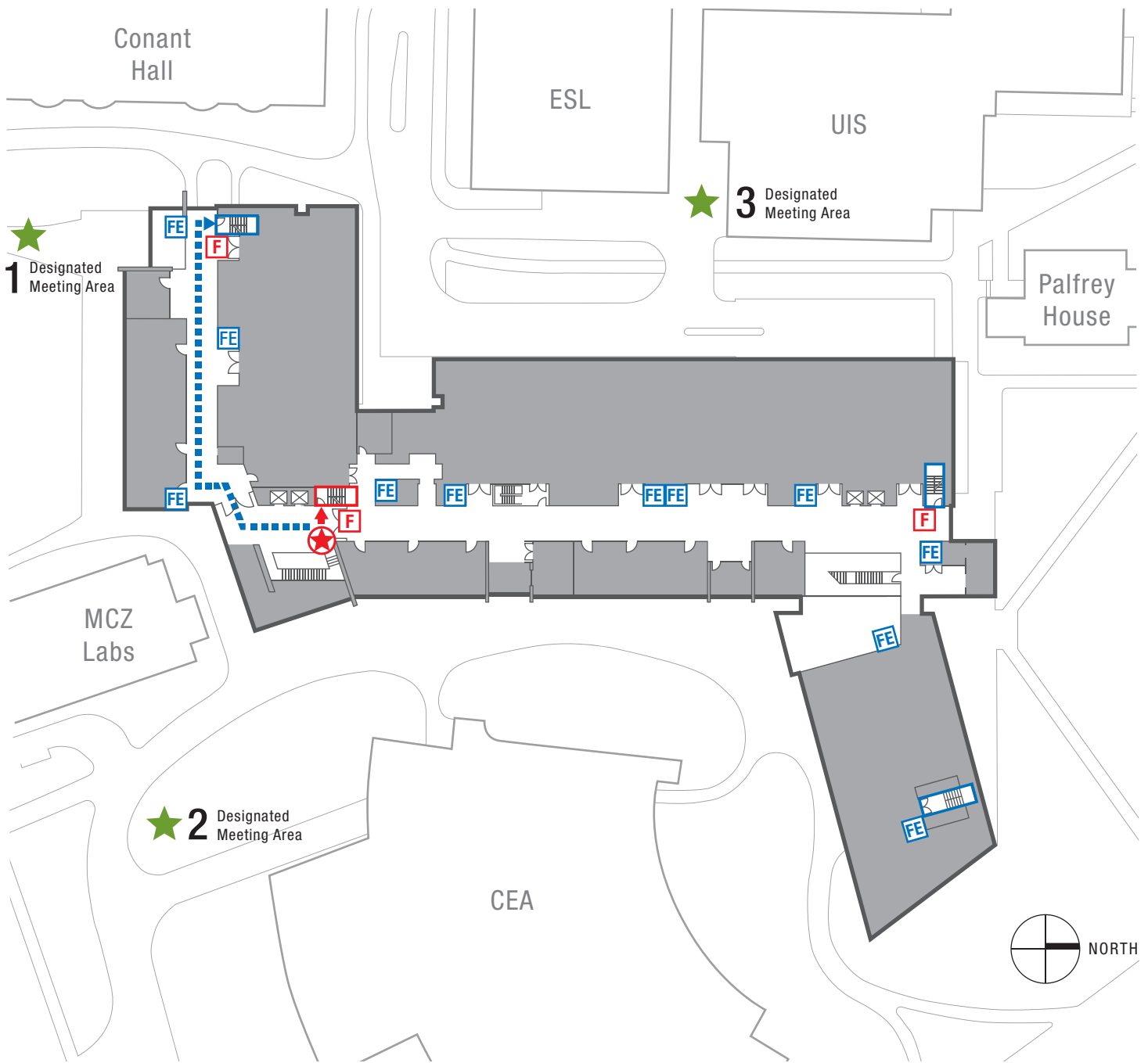
Evacuation Procedures

IF YOU FIND FIRE OR SMOKE:
 Immediately exit the building via the primary exit route and pull the nearest fire alarm pull station. Exit the building via the ground floor discharge. Do not use the elevator.
 Once outside, proceed to your designated meeting site and await further instructions from building management and/or the Cambridge fire Department.

IF YOU HEAR THE FIRE ALARM:
 Feel the door to your room. If it is warm, stay in your room. Put a wet towel or blanket under your door to keep smoke out and call 9-1-1 to report your location.
 If the door is not warm, open the door slowly and proceed along your primary exit path. Exit the building via the designated stairways and ground floor discharge. Do not use the elevator.
 Once outside, proceed to your designated meeting site and await further instructions from building management and/or Cambridge Fire Department.

LEVEL 2

EMERGENCY EXIT ROUTES - NORTHWEST LAB



	YOU ARE HERE
	MANUAL PULL STATION
	FIRE EXTINGUISHER
	PRIMARY EXIT ROUTE
	SECONDARY EXIT ROUTE
	DESIGNATED MEETING LOCATION
City Of Cambridge	
POLICE, FIRE, MEDICAL	911
HARVARD UNIVERSITY POLICE	617 495-1212

Evacuation Procedures

IF YOU FIND FIRE OR SMOKE:

Immediately exit the building via the primary exit route and pull the nearest fire alarm pull station. Exit the building via the ground floor discharge. Do not use the elevator.

Once outside, proceed to your designated meeting site and await further instructions from building management and/or the Cambridge fire Department.

IF YOU HEAR THE FIRE ALARM:

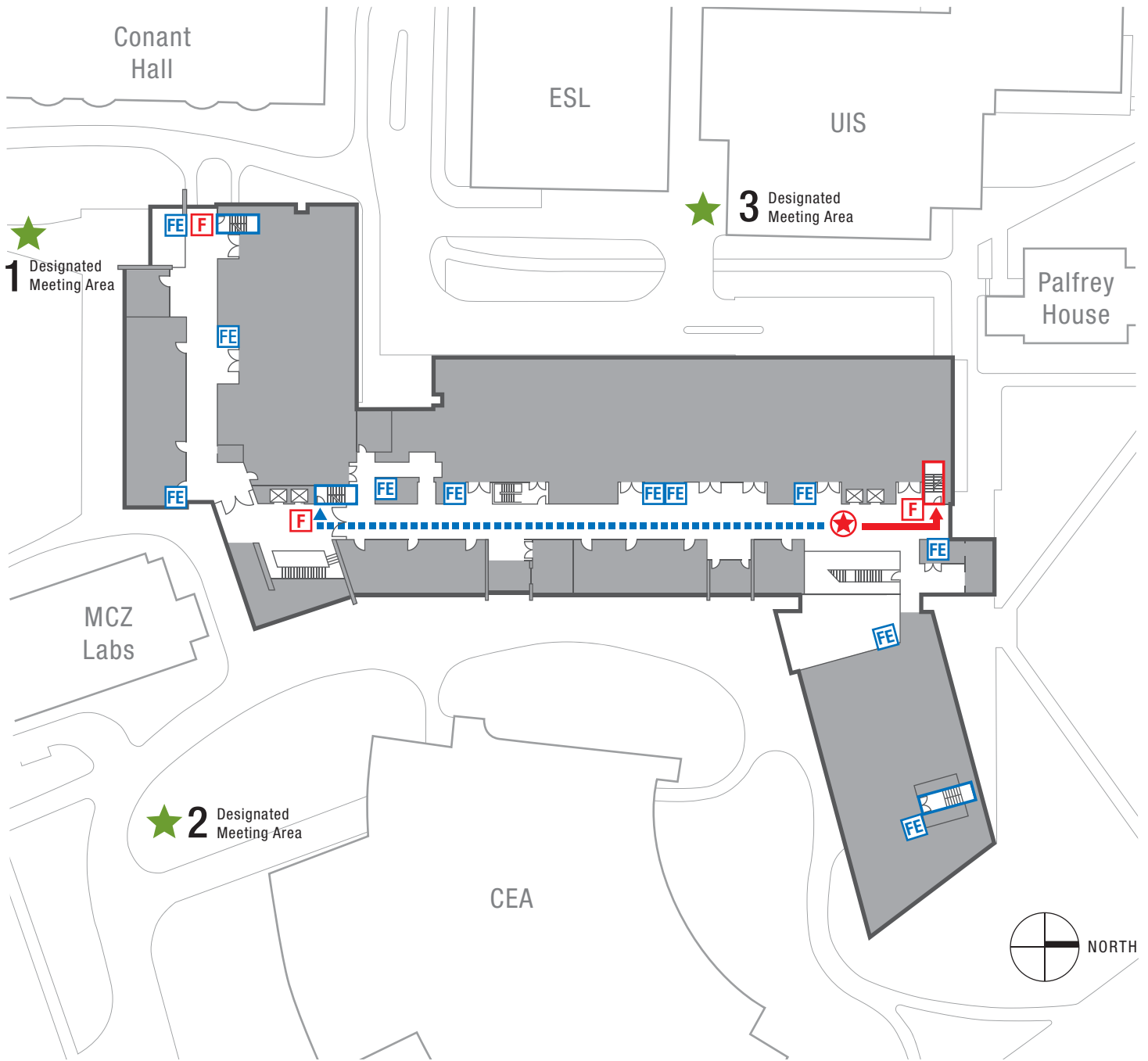
Feel the door to your room. If it is warm, stay in your room. Put a wet towel or blanket under your door to keep smoke out and call 9-1-1 to report your location.

If the door is not warm, open the door slowly and proceed along your primary exit path. Exit the building via the designated stairways and ground floor discharge. Do not use the elevator.

Once outside, proceed to your designated meeting site and await further instructions from building management and/or Cambridge Fire Department.

LEVEL 2

EMERGENCY EXIT ROUTES - NORTHWEST LAB



	YOU ARE HERE
	MANUAL PULL STATION
	FIRE EXTINGUISHER
	PRIMARY EXIT ROUTE
	SECONDARY EXIT ROUTE
	DESIGNATED MEETING LOCATION
City Of Cambridge	
POLICE, FIRE, MEDICAL	911
HARVARD UNIVERSITY POLICE	617 495-1212

Evacuation Procedures

IF YOU FIND FIRE OR SMOKE:

Immediately exit the building via the primary exit route and pull the nearest fire alarm pull station. Exit the building via the ground floor discharge. Do not use the elevator.

Once outside, proceed to your designated meeting site and await further instructions from building management and/or the Cambridge fire Department.

IF YOU HEAR THE FIRE ALARM:

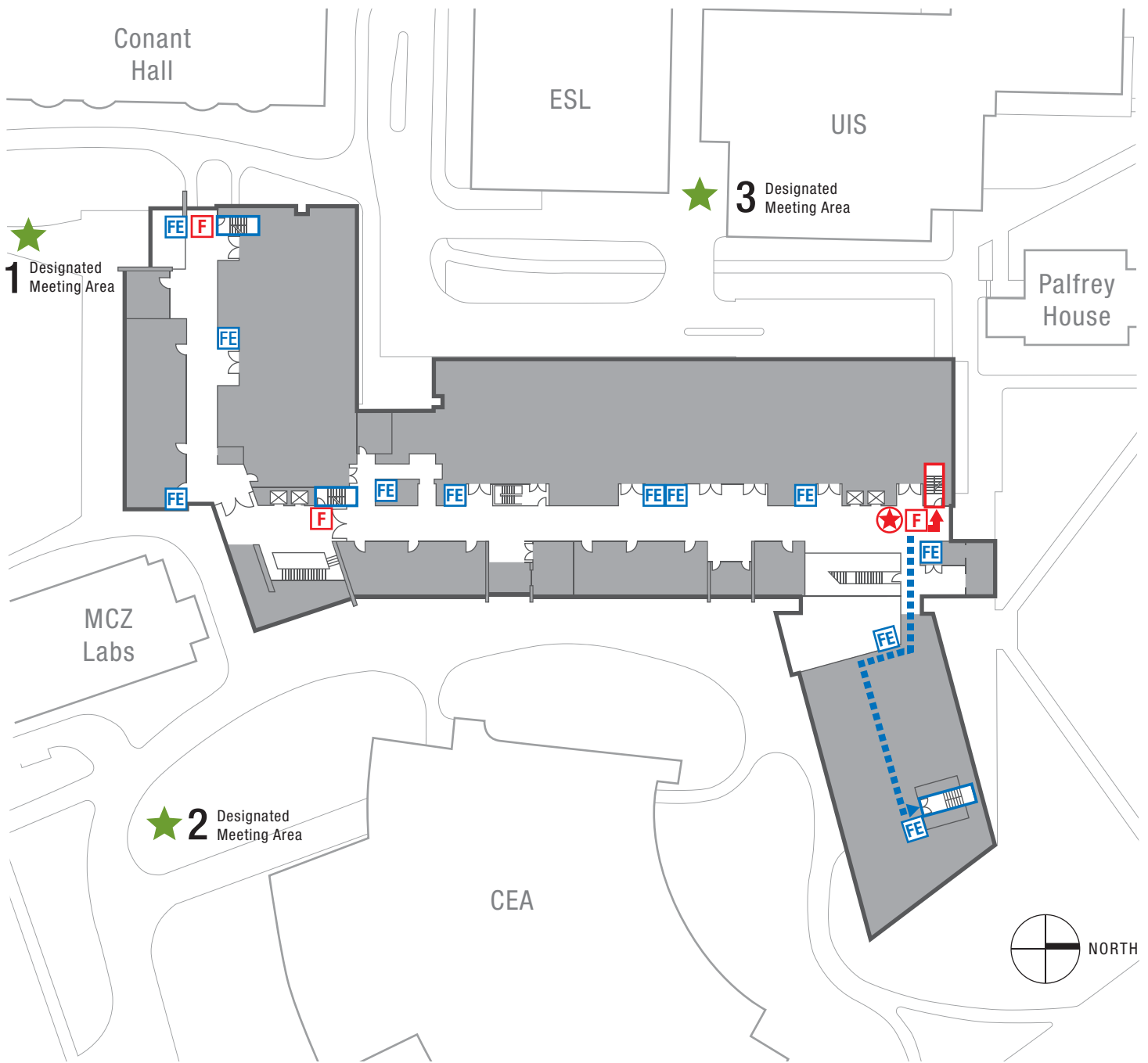
Feel the door to your room. If it is warm, stay in your room. Put a wet towel or blanket under your door to keep smoke out and call 9-1-1 to report your location.

If the door is not warm, open the door slowly and proceed along your primary exit path. Exit the building via the designated stairways and ground floor discharge. Do not use the elevator.

Once outside, proceed to your designated meeting site and await further instructions from building management and/or Cambridge Fire Department.

LEVEL 2

EMERGENCY EXIT ROUTES - NORTHWEST LAB



	YOU ARE HERE
	MANUAL PULL STATION
	FIRE EXTINGUISHER
	PRIMARY EXIT ROUTE
	SECONDARY EXIT ROUTE
	DESIGNATED MEETING LOCATION
City Of Cambridge	
POLICE, FIRE, MEDICAL	911
HARVARD UNIVERSITY POLICE	617 495-1212

Evacuation Procedures

IF YOU FIND FIRE OR SMOKE:

Immediately exit the building via the primary exit route and pull the nearest fire alarm pull station. Exit the building via the ground floor discharge. Do not use the elevator.

Once outside, proceed to your designated meeting site and await further instructions from building management and/or the Cambridge fire Department.

IF YOU HEAR THE FIRE ALARM:

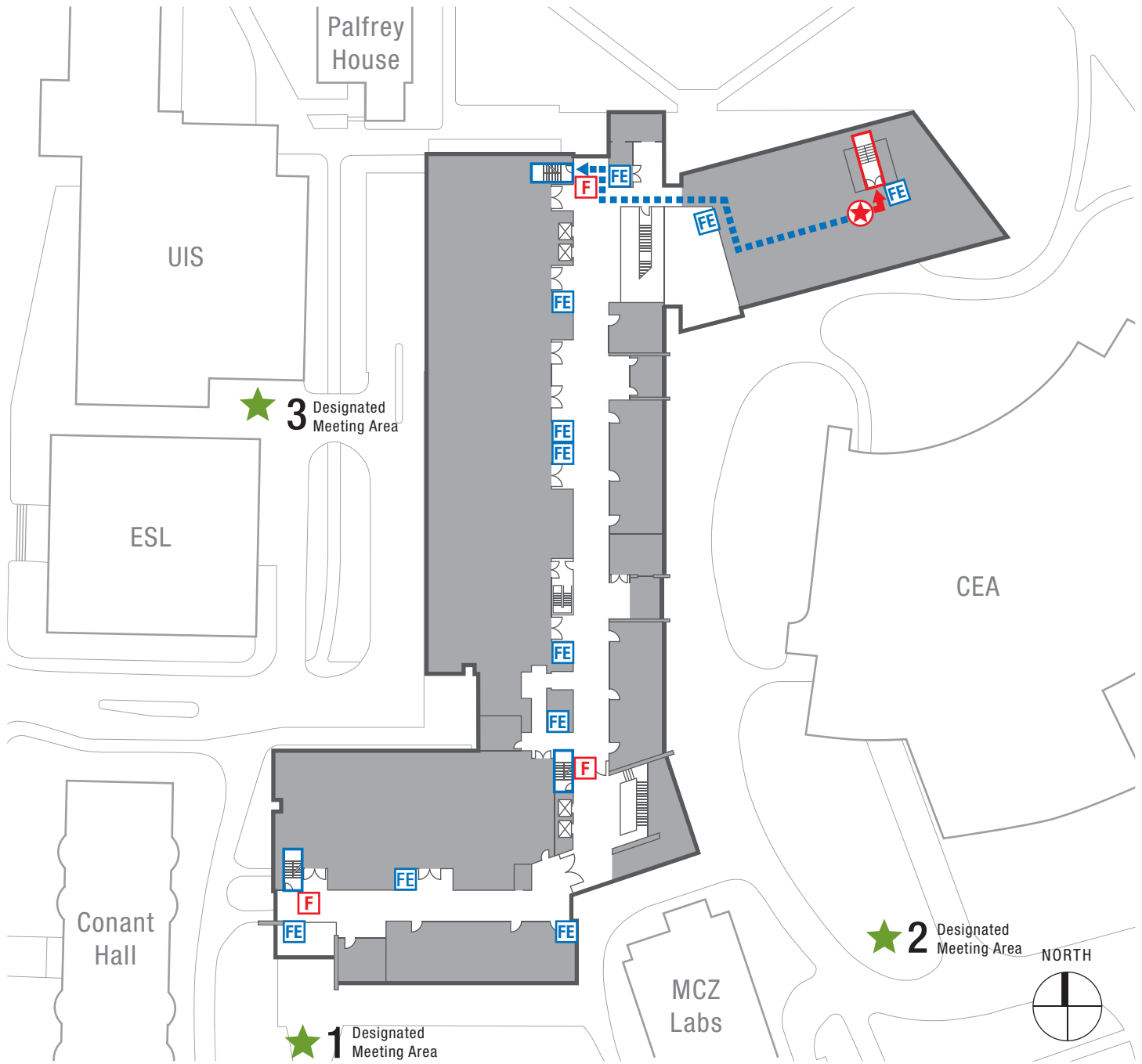
Feel the door to your room. If it is warm, stay in your room. Put a wet towel or blanket under your door to keep smoke out and call 9-1-1 to report your location.

If the door is not warm, open the door slowly and proceed along your primary exit path. Exit the building via the designated stairways and ground floor discharge. Do not use the elevator.

Once outside, proceed to your designated meeting site and await further instructions from building management and/or Cambridge Fire Department.

LEVEL 2

EMERGENCY EXIT ROUTES - NORTHWEST LAB



- YOU ARE HERE
- MANUAL PULL STATION
- FIRE EXTINGUISHER
- PRIMARY EXIT ROUTE
- SECONDARY EXIT ROUTE
- DESIGNATED MEETING LOCATION

City Of Cambridge
 POLICE, FIRE, MEDICAL 911
 HARVARD UNIVERSITY POLICE 617 495-1212

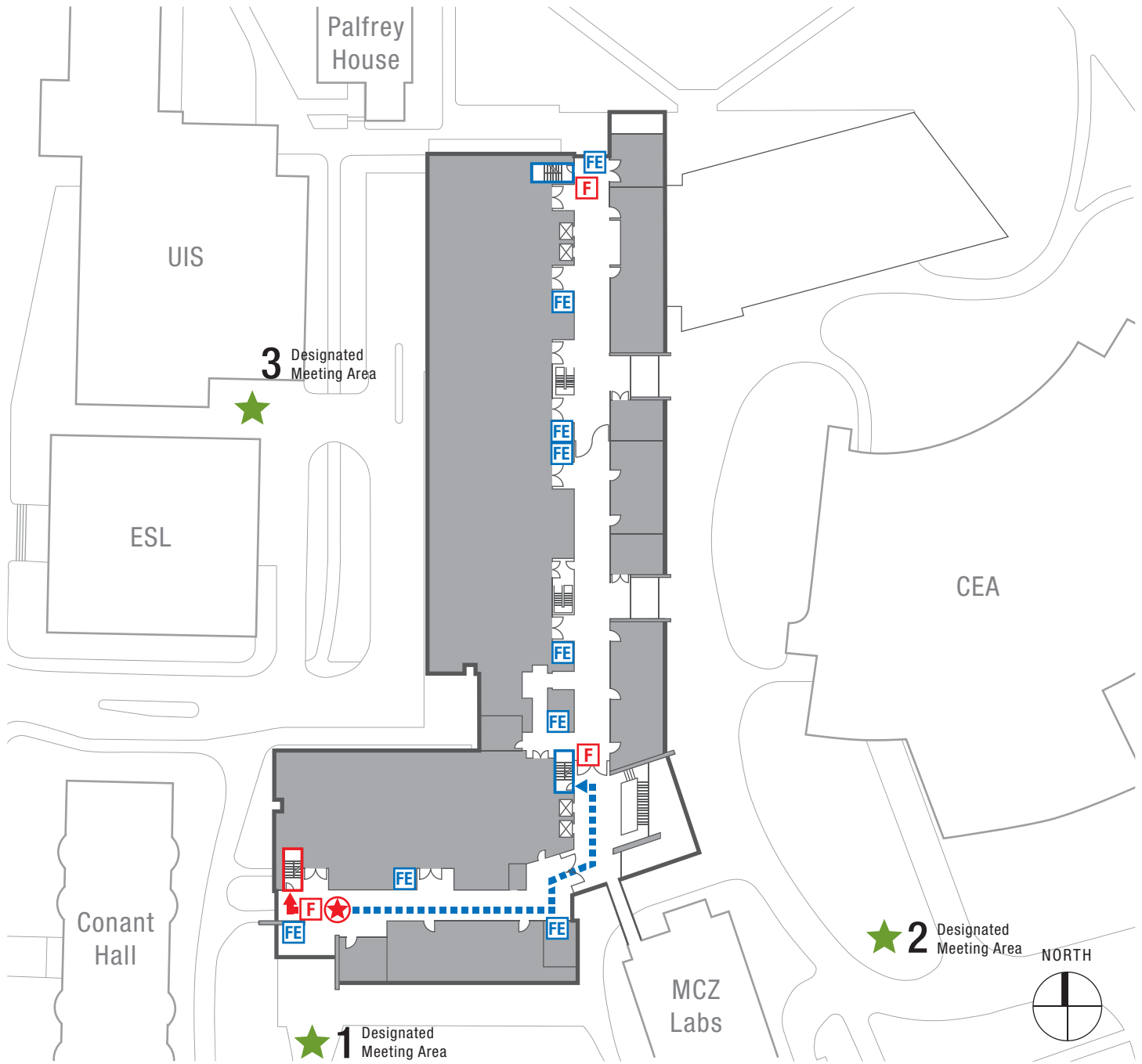
Evacuation Procedures







IF YOU FIND FIRE OR SMOKE:
 Immediately exit the building via the primary exit route and pull the nearest fire alarm pull station. Exit the building via the ground floor discharge. Do not use the elevator.
 Once outside, proceed to your designated meeting site and await further instructions from building management and/or the Cambridge fire Department.

IF YOU HEAR THE FIRE ALARM:
 Feel the door to your room. If it is warm, stay in your room. Put a wet towel or blanket under your door to keep smoke out and call 9-1-1 to report your location.
 If the door is not warm, open the door slowly and proceed along your primary exit path. Exit the building via the designated stairways and ground floor discharge. Do not use the elevator.
 Once outside, proceed to your designated meeting site and await further instructions from building management and/or Cambridge Fire Department.

LEVEL 3

EMERGENCY EXIT ROUTES - NORTHWEST LAB



-  YOU ARE HERE
-  MANUAL PULL STATION
-  FIRE EXTINGUISHER
-  PRIMARY EXIT ROUTE
-  SECONDARY EXIT ROUTE
-  DESIGNATED MEETING LOCATION

City Of Cambridge
 POLICE, FIRE, MEDICAL **911**
 HARVARD UNIVERSITY POLICE 617 495-1212

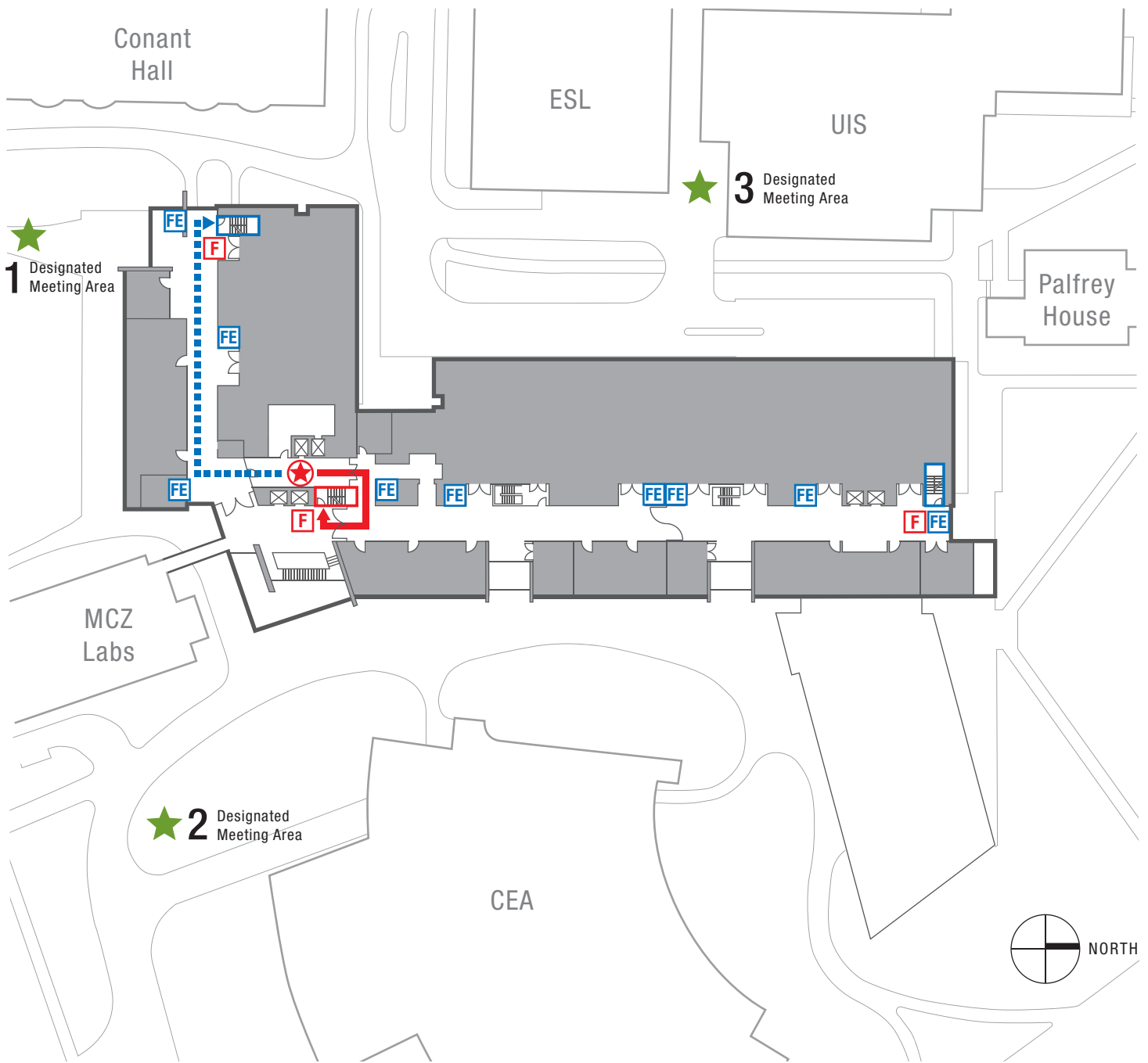
Evacuation Procedures

IF YOU FIND FIRE OR SMOKE:
 Immediately exit the building via the primary exit route and pull the nearest fire alarm pull station. Exit the building via the ground floor discharge. Do not use the elevator.
 Once outside, proceed to your designated meeting site and await further instructions from building management and/or the Cambridge fire Department.

IF YOU HEAR THE FIRE ALARM:
 Feel the door to your room. If it is warm, stay in your room. Put a wet towel or blanket under your door to keep smoke out and call 9-1-1 to report your location.
 If the door is not warm, open the door slowly and proceed along your primary exit path. Exit the building via the designated stairways and ground floor discharge. Do not use the elevator.
 Once outside, proceed to your designated meeting site and await further instructions from building management and/or Cambridge Fire Department.

LEVEL 3

EMERGENCY EXIT ROUTES - NORTHWEST LAB



	YOU ARE HERE
	MANUAL PULL STATION
	FIRE EXTINGUISHER
	PRIMARY EXIT ROUTE
	SECONDARY EXIT ROUTE
	DESIGNATED MEETING LOCATION
City Of Cambridge	
POLICE, FIRE, MEDICAL	911
HARVARD UNIVERSITY POLICE	617 495-1212

Evacuation Procedures

IF YOU FIND FIRE OR SMOKE:

Immediately exit the building via the primary exit route and pull the nearest fire alarm pull station. Exit the building via the ground floor discharge. Do not use the elevator.

Once outside, proceed to your designated meeting site and await further instructions from building management and/or the Cambridge fire Department.

IF YOU HEAR THE FIRE ALARM:

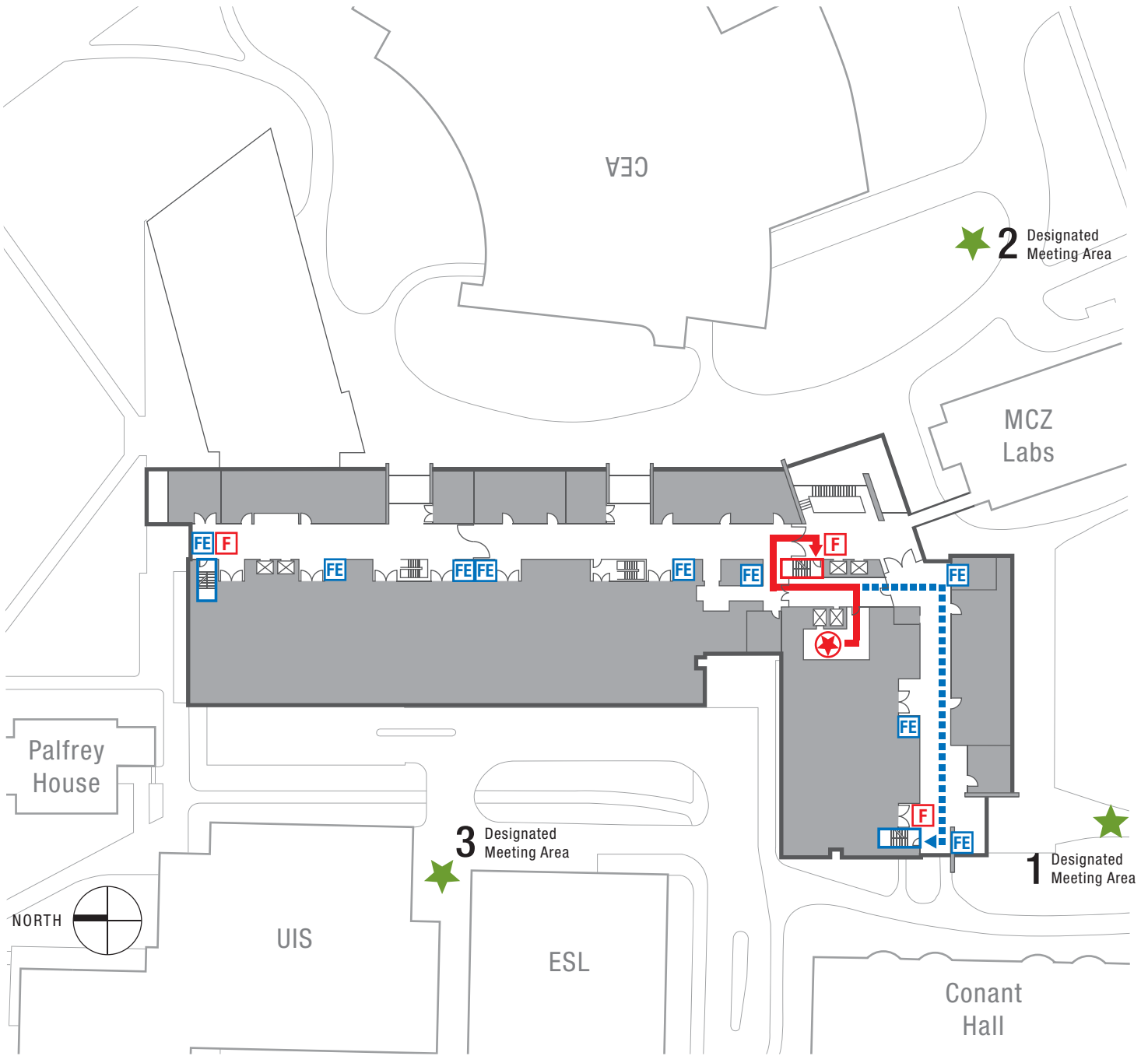
Feel the door to your room. If it is warm, stay in your room. Put a wet towel or blanket under your door to keep smoke out and call 9-1-1 to report your location.

If the door is not warm, open the door slowly and proceed along your primary exit path. Exit the building via the designated stairways and ground floor discharge. Do not use the elevator.

Once outside, proceed to your designated meeting site and await further instructions from building management and/or Cambridge Fire Department.

LEVEL 3

EMERGENCY EXIT ROUTES - NORTHWEST LAB



	YOU ARE HERE
	MANUAL PULL STATION
	FIRE EXTINGUISHER
	PRIMARY EXIT ROUTE
	SECONDARY EXIT ROUTE
	DESIGNATED MEETING LOCATION
City Of Cambridge	
POLICE, FIRE, MEDICAL	911
HARVARD UNIVERSITY POLICE	617 495-1212

Evacuation Procedures

IF YOU FIND FIRE OR SMOKE:

Immediately exit the building via the primary exit route and pull the nearest fire alarm pull station. Exit the building via the ground floor discharge. Do not use the elevator.

Once outside, proceed to your designated meeting site and await further instructions from building management and/or the Cambridge fire Department.

IF YOU HEAR THE FIRE ALARM:

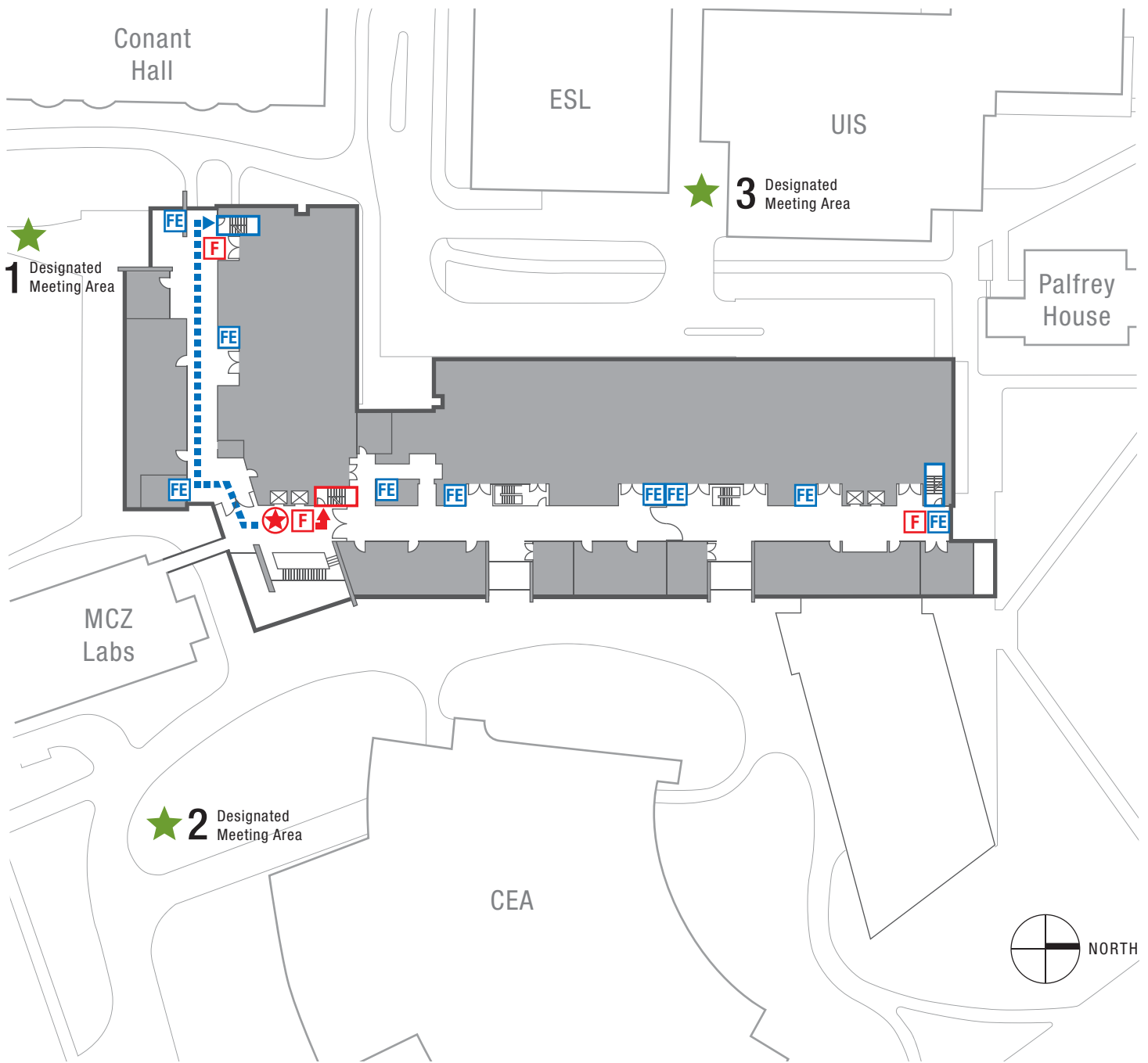
Feel the door to your room. If it is warm, stay in your room. Put a wet towel or blanket under your door to keep smoke out and call 9-1-1 to report your location.

If the door is not warm, open the door slowly and proceed along your primary exit path. Exit the building via the designated stairways and ground floor discharge. Do not use the elevator.

Once outside, proceed to your designated meeting site and await further instructions from building management and/or Cambridge Fire Department.

LEVEL 3

EMERGENCY EXIT ROUTES - NORTHWEST LAB



	YOU ARE HERE
	MANUAL PULL STATION
	FIRE EXTINGUISHER
	PRIMARY EXIT ROUTE
	SECONDARY EXIT ROUTE
	DESIGNATED MEETING LOCATION
City Of Cambridge	
POLICE, FIRE, MEDICAL	911
HARVARD UNIVERSITY POLICE	617 495-1212

Evacuation Procedures

IF YOU FIND FIRE OR SMOKE:

Immediately exit the building via the primary exit route and pull the nearest fire alarm pull station. Exit the building via the ground floor discharge. Do not use the elevator.

Once outside, proceed to your designated meeting site and await further instructions from building management and/or the Cambridge fire Department.

IF YOU HEAR THE FIRE ALARM:

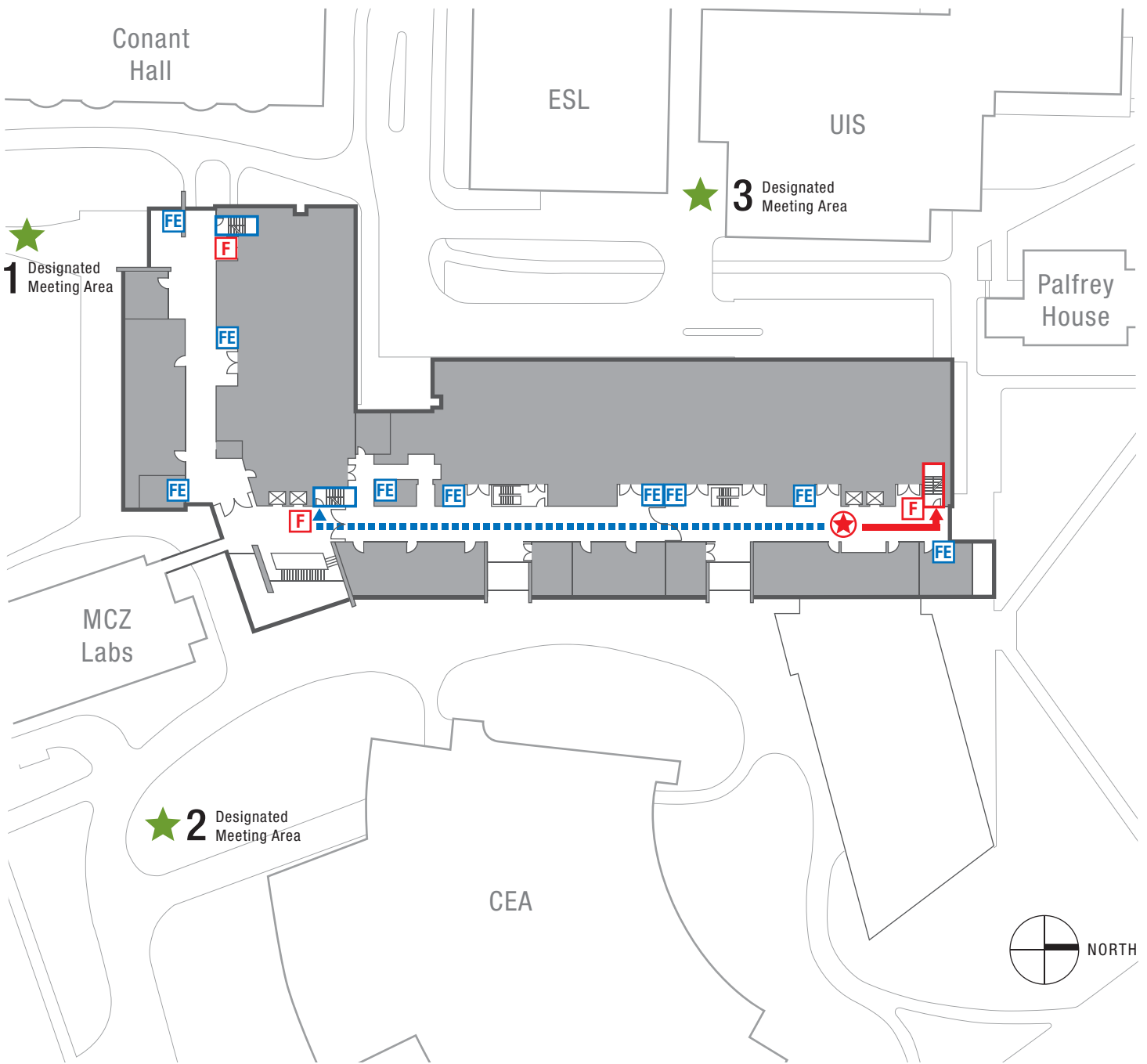
Feel the door to your room. If it is warm, stay in your room. Put a wet towel or blanket under your door to keep smoke out and call 9-1-1 to report your location.

If the door is not warm, open the door slowly and proceed along your primary exit path. Exit the building via the designated stairways and ground floor discharge. Do not use the elevator.

Once outside, proceed to your designated meeting site and await further instructions from building management and/or Cambridge Fire Department.

LEVEL 3

EMERGENCY EXIT ROUTES - NORTHWEST LAB



	YOU ARE HERE
	MANUAL PULL STATION
	FIRE EXTINGUISHER
	PRIMARY EXIT ROUTE
	SECONDARY EXIT ROUTE
	DESIGNATED MEETING LOCATION
City Of Cambridge	
POLICE, FIRE, MEDICAL	911
HARVARD UNIVERSITY POLICE	617 495-1212

Evacuation Procedures

IF YOU FIND FIRE OR SMOKE:

Immediately exit the building via the primary exit route and pull the nearest fire alarm pull station. Exit the building via the ground floor discharge. Do not use the elevator.

Once outside, proceed to your designated meeting site and await further instructions from building management and/or the Cambridge fire Department.

IF YOU HEAR THE FIRE ALARM:

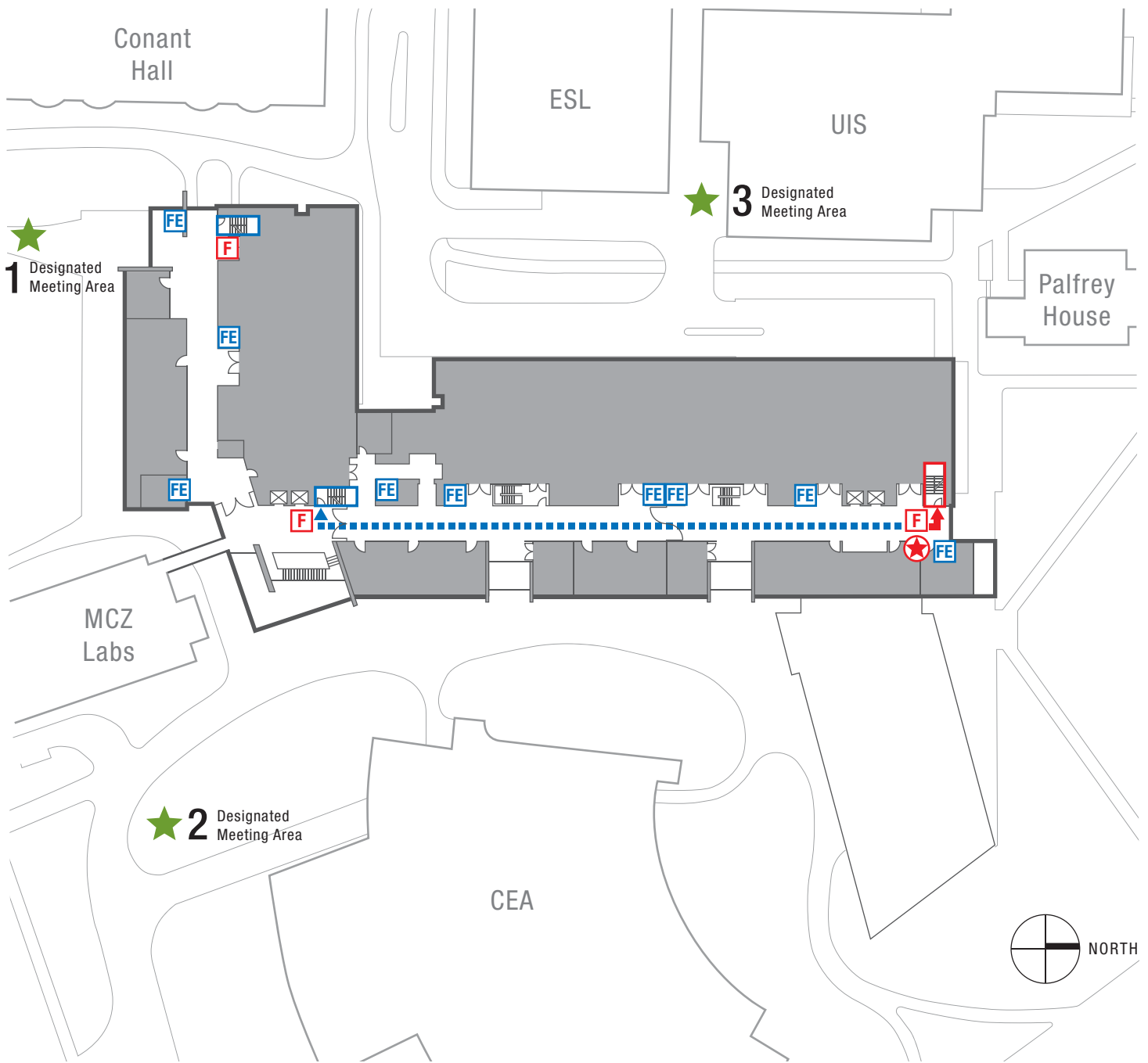
Feel the door to your room. If it is warm, stay in your room. Put a wet towel or blanket under your door to keep smoke out and call 9-1-1 to report your location.

If the door is not warm, open the door slowly and proceed along your primary exit path. Exit the building via the designated stairways and ground floor discharge. Do not use the elevator.

Once outside, proceed to your designated meeting site and await further instructions from building management and/or Cambridge Fire Department.

LEVEL 3

EMERGENCY EXIT ROUTES - NORTHWEST LAB



	YOU ARE HERE
	MANUAL PULL STATION
	FIRE EXTINGUISHER
	PRIMARY EXIT ROUTE
	SECONDARY EXIT ROUTE
	DESIGNATED MEETING LOCATION
City Of Cambridge	
POLICE, FIRE, MEDICAL	911
HARVARD UNIVERSITY POLICE	617 495-1212

Evacuation Procedures

IF YOU FIND FIRE OR SMOKE:

Immediately exit the building via the primary exit route and pull the nearest fire alarm pull station. Exit the building via the ground floor discharge. Do not use the elevator.

Once outside, proceed to your designated meeting site and await further instructions from building management and/or the Cambridge fire Department.

IF YOU HEAR THE FIRE ALARM:

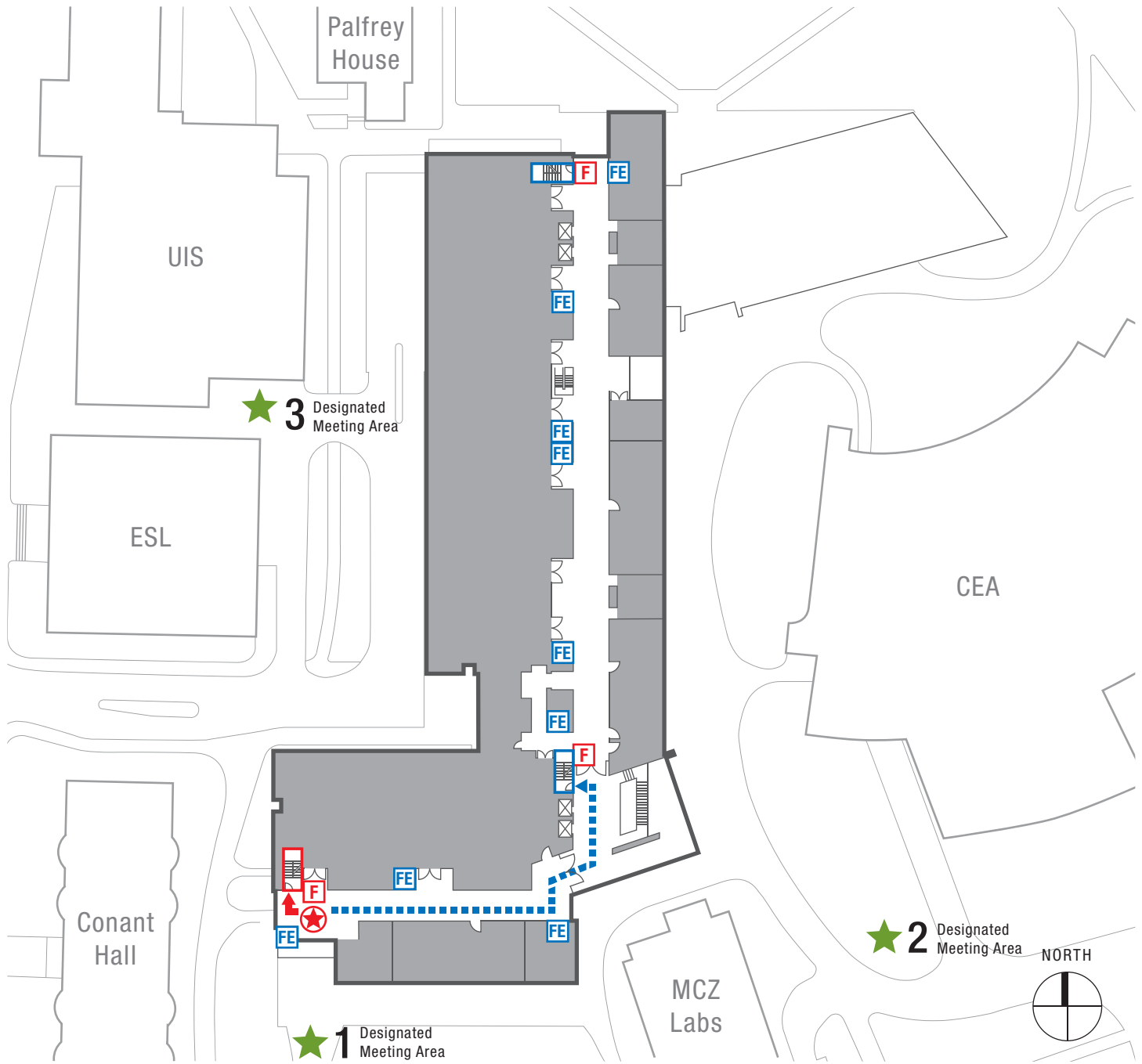
Feel the door to your room. If it is warm, stay in your room. Put a wet towel or blanket under your door to keep smoke out and call 9-1-1 to report your location.

If the door is not warm, open the door slowly and proceed along your primary exit path. Exit the building via the designated stairways and ground floor discharge. Do not use the elevator.

Once outside, proceed to your designated meeting site and await further instructions from building management and/or Cambridge Fire Department.

LEVEL 4

EMERGENCY EXIT ROUTES - NORTHWEST LAB



	YOU ARE HERE
	MANUAL PULL STATION
	FIRE EXTINGUISHER
	PRIMARY EXIT ROUTE
	SECONDARY EXIT ROUTE
	DESIGNATED MEETING LOCATION
City Of Cambridge	
POLICE, FIRE, MEDICAL	911
HARVARD UNIVERSITY POLICE	617 495-1212

Evacuation Procedures

IF YOU FIND FIRE OR SMOKE:

Immediately exit the building via the primary exit route and pull the nearest fire alarm pull station. Exit the building via the ground floor discharge. Do not use the elevator.

Once outside, proceed to your designated meeting site and await further instructions from building management and/or the Cambridge fire Department.

IF YOU HEAR THE FIRE ALARM:

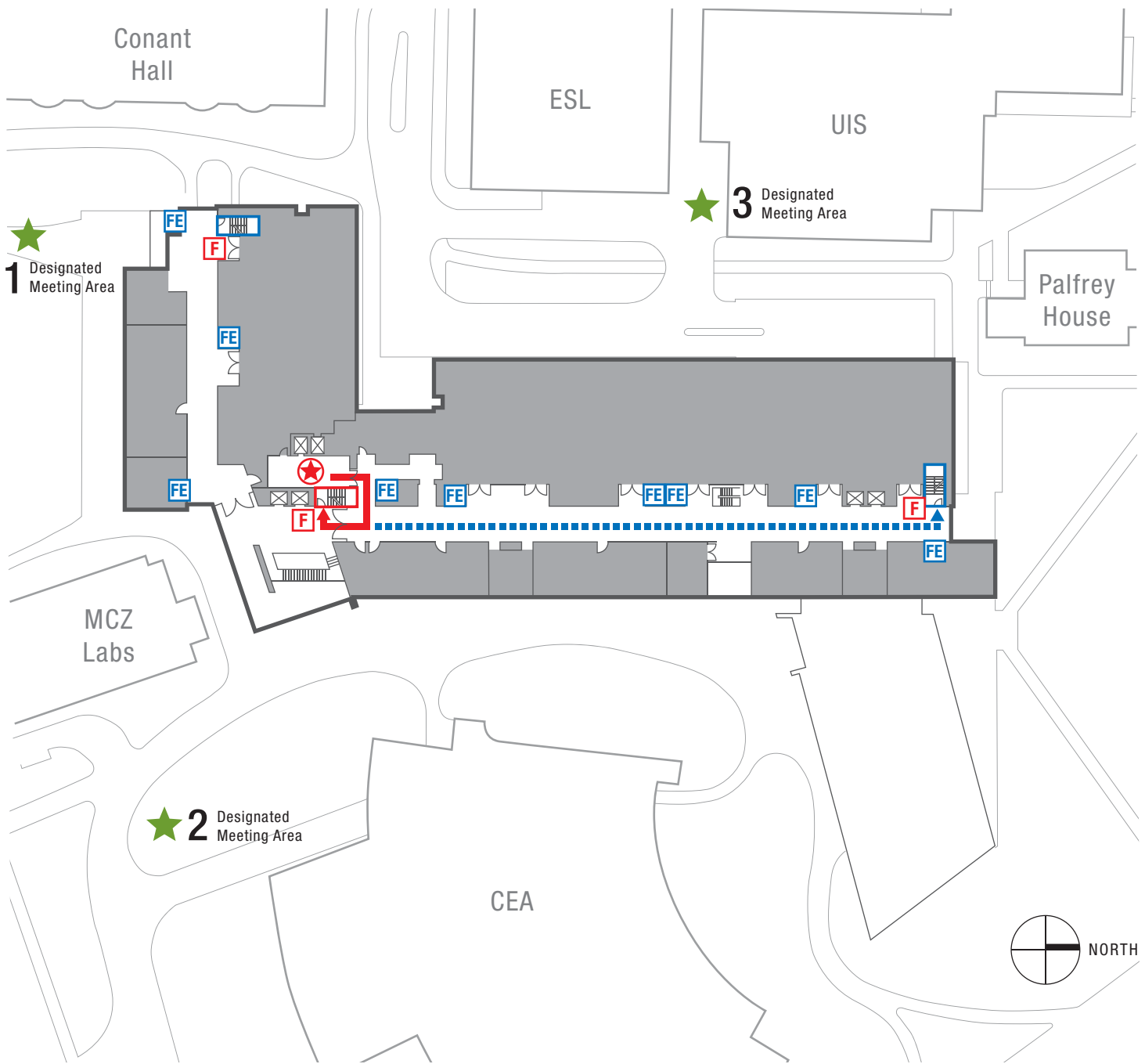
Feel the door to your room. If it is warm, stay in your room. Put a wet towel or blanket under your door to keep smoke out and call 9-1-1 to report your location.

If the door is not warm, open the door slowly and proceed along your primary exit path. Exit the building via the designated stairways and ground floor discharge. Do not use the elevator.

Once outside, proceed to your designated meeting site and await further instructions from building management and/or Cambridge Fire Department.

LEVEL 4

EMERGENCY EXIT ROUTES - NORTHWEST LAB



	YOU ARE HERE
	MANUAL PULL STATION
	FIRE EXTINGUISHER
	PRIMARY EXIT ROUTE
	SECONDARY EXIT ROUTE
	DESIGNATED MEETING LOCATION
City Of Cambridge	
POLICE, FIRE, MEDICAL	911
HARVARD UNIVERSITY POLICE	617 495-1212

Evacuation Procedures

IF YOU FIND FIRE OR SMOKE:

Immediately exit the building via the primary exit route and pull the nearest fire alarm pull station. Exit the building via the ground floor discharge. Do not use the elevator.

Once outside, proceed to your designated meeting site and await further instructions from building management and/or the Cambridge fire Department.

IF YOU HEAR THE FIRE ALARM:

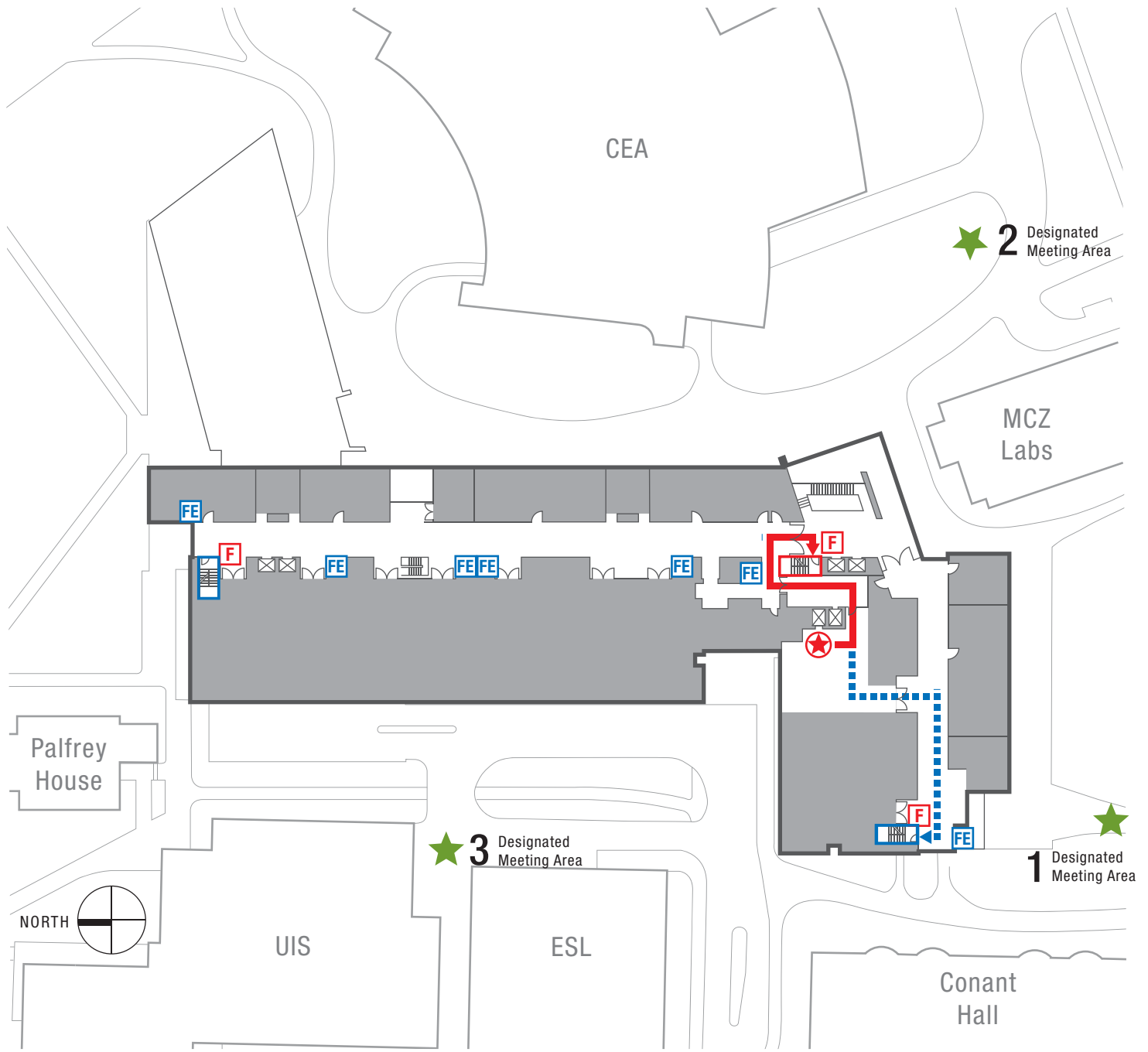
Feel the door to your room. If it is warm, stay in your room. Put a wet towel or blanket under your door to keep smoke out and call 9-1-1 to report your location.

If the door is not warm, open the door slowly and proceed along your primary exit path. Exit the building via the designated stairways and ground floor discharge. Do not use the elevator.

Once outside, proceed to your designated meeting site and await further instructions from building management and/or Cambridge Fire Department.

LEVEL 4

EMERGENCY EXIT ROUTES - NORTHWEST LAB



	YOU ARE HERE
	MANUAL PULL STATION
	FIRE EXTINGUISHER
	PRIMARY EXIT ROUTE
	SECONDARY EXIT ROUTE
	DESIGNATED MEETING LOCATION
City Of Cambridge	
POLICE, FIRE, MEDICAL	911
HARVARD UNIVERSITY POLICE	617 495-1212

Evacuation Procedures

IF YOU FIND FIRE OR SMOKE:

Immediately exit the building via the primary exit route and pull the nearest fire alarm pull station. Exit the building via the ground floor discharge. Do not use the elevator.

Once outside, proceed to your designated meeting site and await further instructions from building management and/or the Cambridge fire Department.

IF YOU HEAR THE FIRE ALARM:

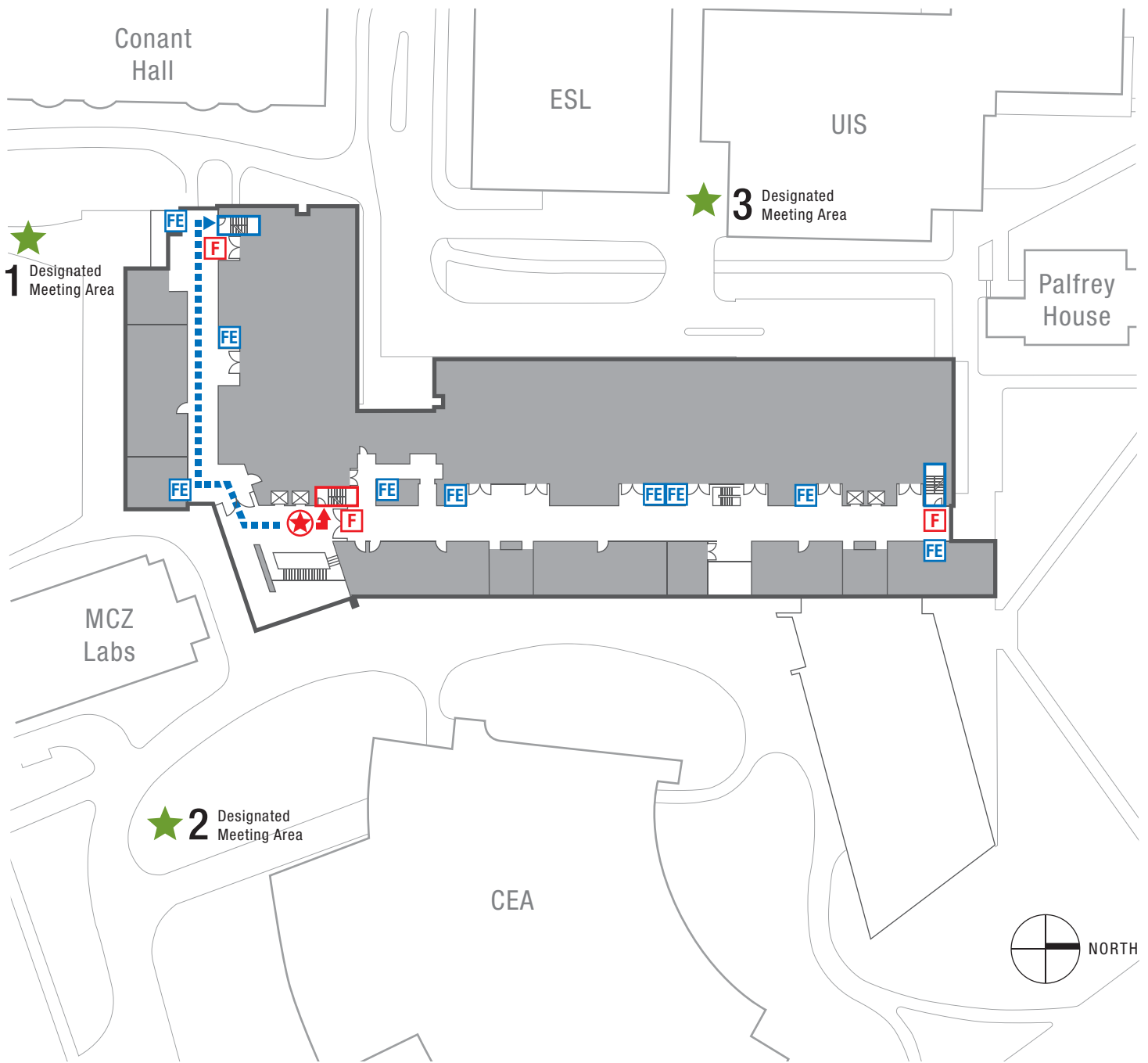
Feel the door to your room. If it is warm, stay in your room. Put a wet towel or blanket under your door to keep smoke out and call 9-1-1 to report your location.

If the door is not warm, open the door slowly and proceed along your primary exit path. Exit the building via the designated stairways and ground floor discharge. Do not use the elevator.

Once outside, proceed to your designated meeting site and await further instructions from building management and/or Cambridge Fire Department.

LEVEL 4

EMERGENCY EXIT ROUTES - NORTHWEST LAB



	YOU ARE HERE
	MANUAL PULL STATION
	FIRE EXTINGUISHER
	PRIMARY EXIT ROUTE
	SECONDARY EXIT ROUTE
	DESIGNATED MEETING LOCATION
City Of Cambridge	
POLICE, FIRE, MEDICAL	911
HARVARD UNIVERSITY POLICE	617 495-1212

Evacuation Procedures

IF YOU FIND FIRE OR SMOKE:

Immediately exit the building via the primary exit route and pull the nearest fire alarm pull station. Exit the building via the ground floor discharge. Do not use the elevator.

Once outside, proceed to your designated meeting site and await further instructions from building management and/or the Cambridge fire Department.

IF YOU HEAR THE FIRE ALARM:

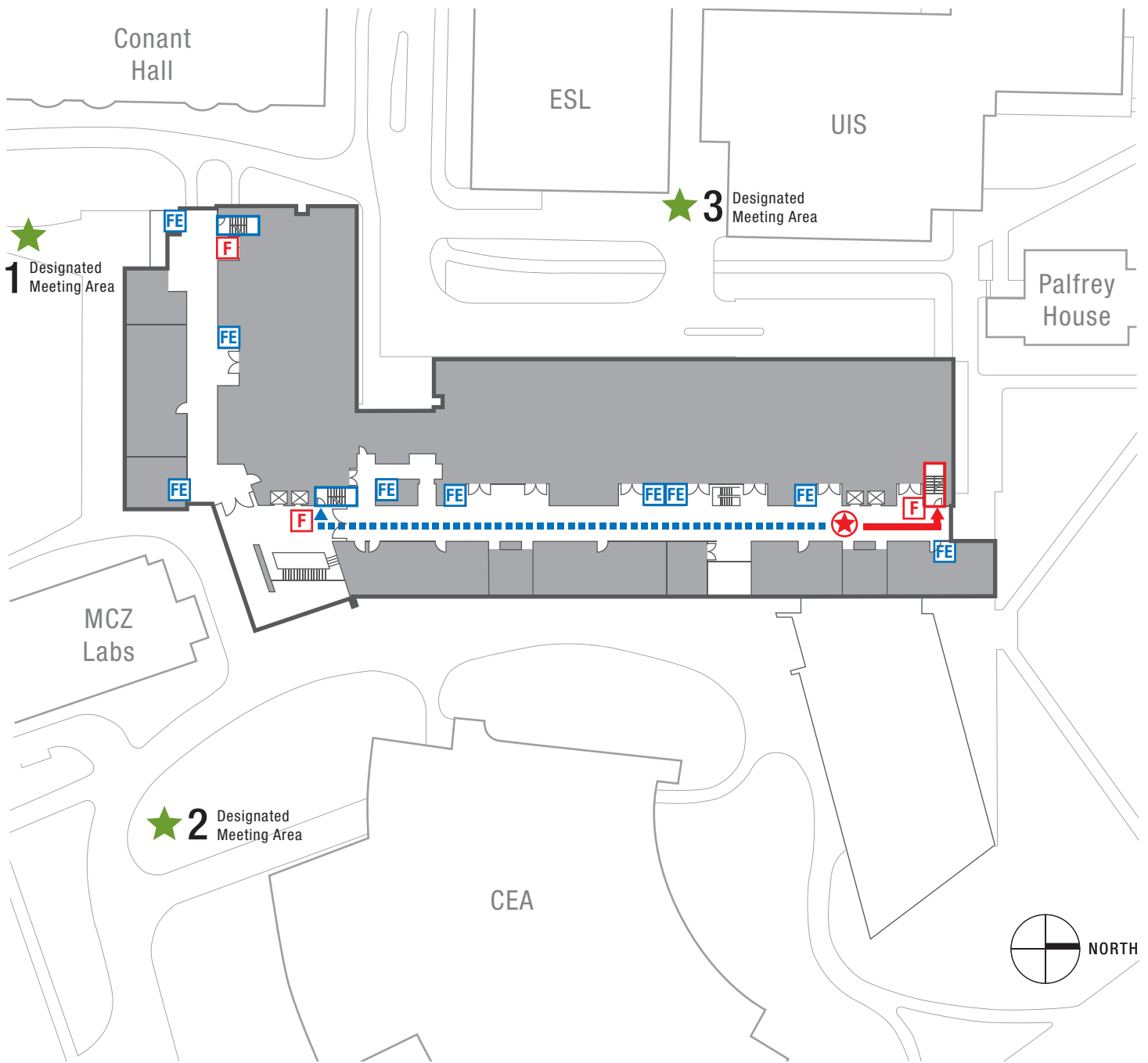
Feel the door to your room. If it is warm, stay in your room. Put a wet towel or blanket under your door to keep smoke out and call 9-1-1 to report your location.

If the door is not warm, open the door slowly and proceed along your primary exit path. Exit the building via the designated stairways and ground floor discharge. Do not use the elevator.

Once outside, proceed to your designated meeting site and await further instructions from building management and/or Cambridge Fire Department.

LEVEL 4

EMERGENCY EXIT ROUTES - NORTHWEST LAB



	YOU ARE HERE
	MANUAL PULL STATION
	FIRE EXTINGUISHER
	PRIMARY EXIT ROUTE
	SECONDARY EXIT ROUTE
	DESIGNATED MEETING LOCATION
City Of Cambridge	
POLICE, FIRE, MEDICAL	911
HARVARD UNIVERSITY POLICE	617 495-1212

Evacuation Procedures

IF YOU FIND FIRE OR SMOKE:

Immediately exit the building via the primary exit route and pull the nearest fire alarm pull station. Exit the building via the ground floor discharge. Do not use the elevator.

Once outside, proceed to your designated meeting site and await further instructions from building management and/or the Cambridge fire Department.

IF YOU HEAR THE FIRE ALARM:

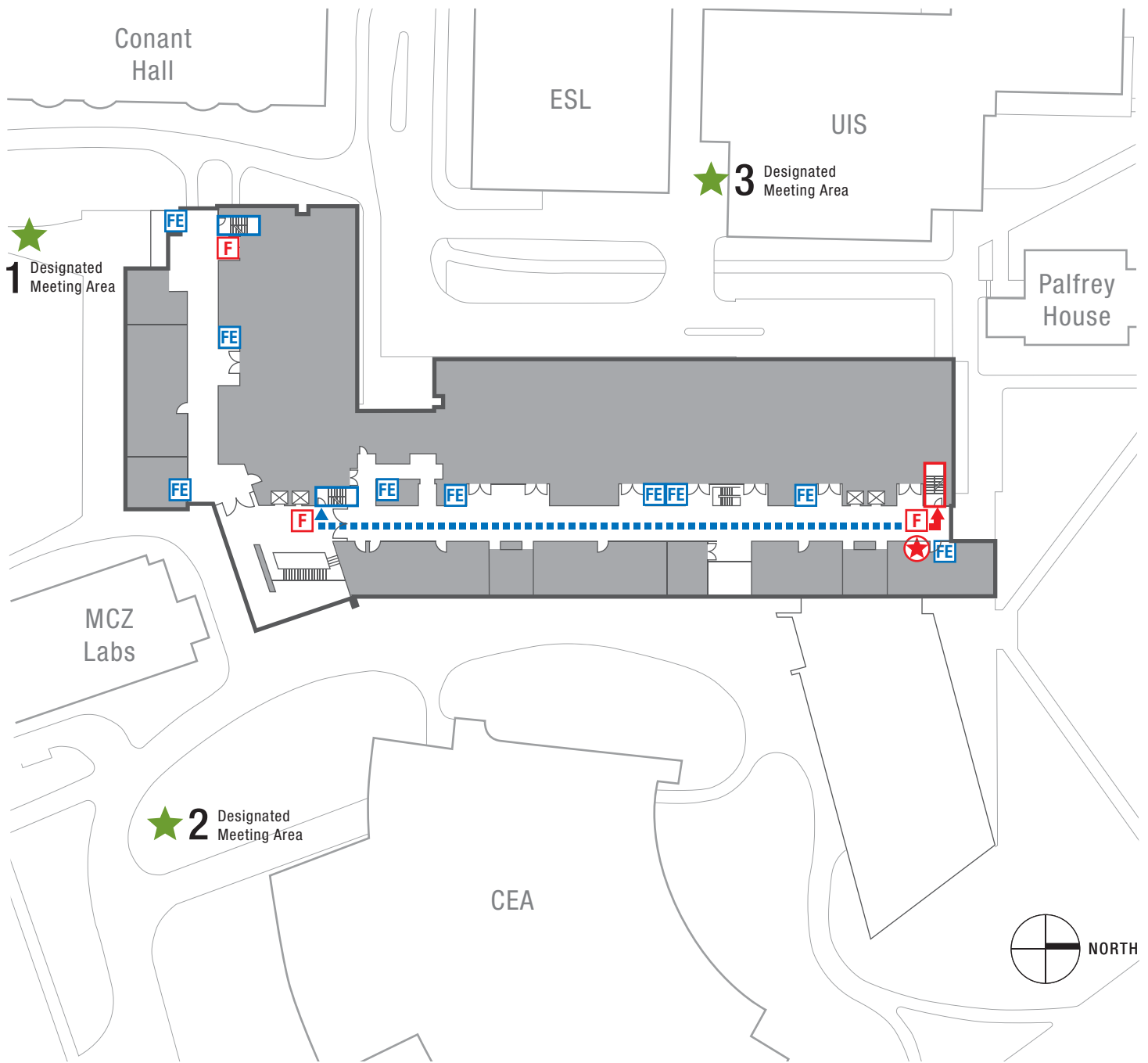
Feel the door to your room. If it is warm, stay in your room. Put a wet towel or blanket under your door to keep smoke out and call 9-1-1 to report your location.

If the door is not warm, open the door slowly and proceed along your primary exit path. Exit the building via the designated stairways and ground floor discharge. Do not use the elevator.

Once outside, proceed to your designated meeting site and await further instructions from building management and/or Cambridge Fire Department.

LEVEL 4

EMERGENCY EXIT ROUTES - NORTHWEST LAB



	YOU ARE HERE
	MANUAL PULL STATION
	FIRE EXTINGUISHER
	PRIMARY EXIT ROUTE
	SECONDARY EXIT ROUTE
	DESIGNATED MEETING LOCATION
City Of Cambridge	
POLICE, FIRE, MEDICAL	911
HARVARD UNIVERSITY POLICE	617 495-1212

Evacuation Procedures

IF YOU FIND FIRE OR SMOKE:

Immediately exit the building via the primary exit route and pull the nearest fire alarm pull station. Exit the building via the ground floor discharge. Do not use the elevator.

Once outside, proceed to your designated meeting site and await further instructions from building management and/or the Cambridge fire Department.

IF YOU HEAR THE FIRE ALARM:

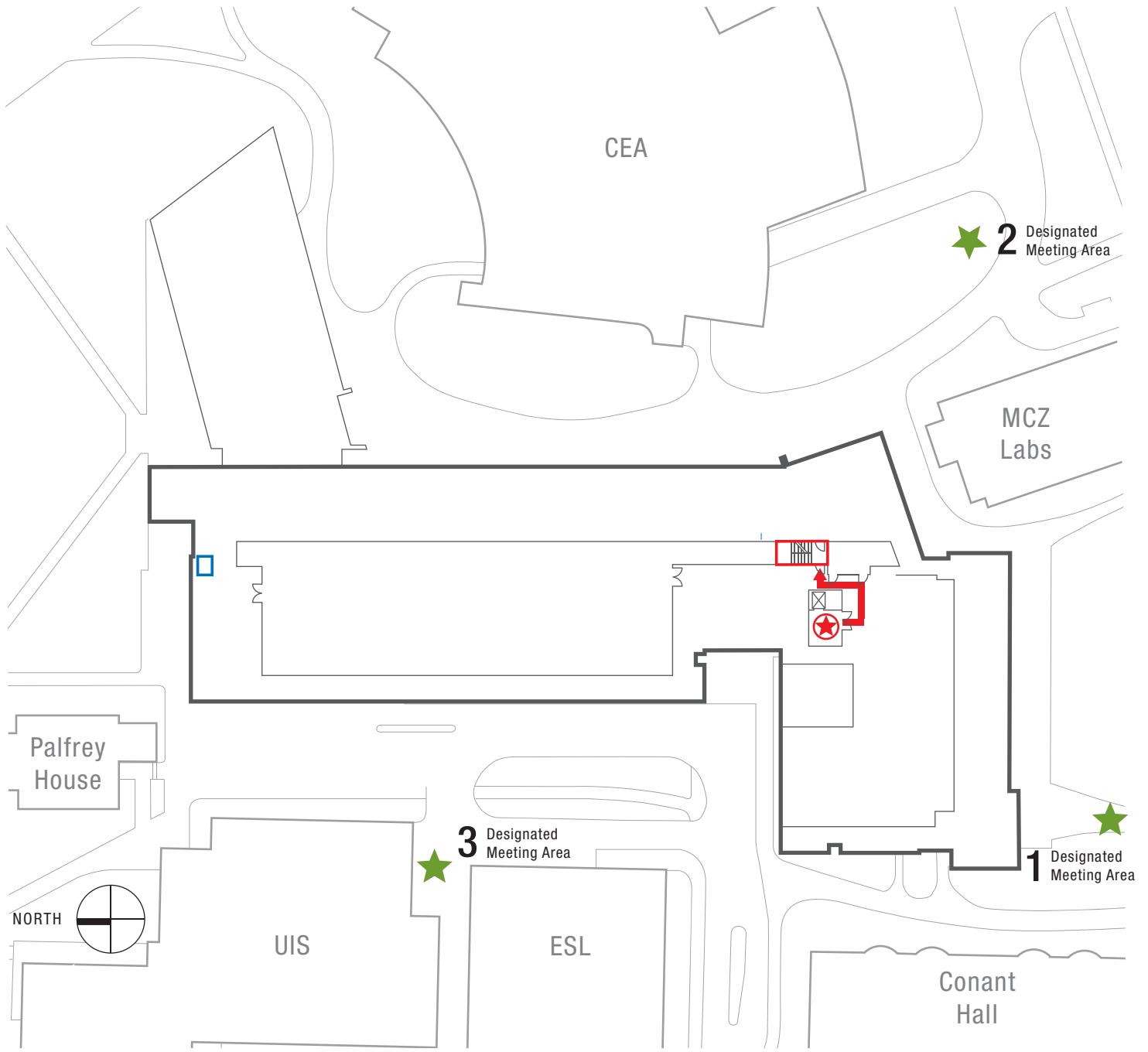
Feel the door to your room. If it is warm, stay in your room. Put a wet towel or blanket under your door to keep smoke out and call 9-1-1 to report your location.

If the door is not warm, open the door slowly and proceed along your primary exit path. Exit the building via the designated stairways and ground floor discharge. Do not use the elevator.

Once outside, proceed to your designated meeting site and await further instructions from building management and/or Cambridge Fire Department.

ROOF LEVEL

EMERGENCY EXIT ROUTES - NORTHWEST LAB



	YOU ARE HERE
	MANUAL PULL STATION
	FIRE EXTINGUISHER
	PRIMARY EXIT ROUTE
	SECONDARY EXIT ROUTE
	DESIGNATED MEETING LOCATION
City Of Cambridge	
POLICE, FIRE, MEDICAL	911
HARVARD UNIVERSITY POLICE	617 495-1212

Evacuation Procedures

IF YOU FIND FIRE OR SMOKE:

Immediately exit the building via the primary exit route and pull the nearest fire alarm pull station. Exit the building via the ground floor discharge. Do not use the elevator.

Once outside, proceed to your designated meeting site and await further instructions from building management and/or the Cambridge fire Department.

IF YOU HEAR THE FIRE ALARM:

Feel the door to your room. If it is warm, stay in your room. Put a wet towel or blanket under your door to keep smoke out and call 9-1-1 to report your location.

If the door is not warm, open the door slowly and proceed along your primary exit path. Exit the building via the designated stairways and ground floor discharge. Do not use the elevator.

Once outside, proceed to your designated meeting site and await further instructions from building management and/or Cambridge Fire Department.